# Mouse gondolier in a guitar boat

Needlepoint pattern | 130 x 130 stitches | 10 x 10 in (25.4 x 25.4 cm) on 13 mesh | 20 colors



## How to stitch it




1. Each square is one tent stitch, up at 1, down at 2. Lines in continental, right to left, the canvas upside down for the next row; wide areas in basketweave.
2. Cut 18 in of thread. Start and end it without a knot left behind.
3. Mark the middle of the canvas. It is the outlined square on page 2, column 65, row 65 (DMC 518): start there. Count threads, not holes.
4. Go on from it: picture first, background last. Gray squares are on two pages: stitch them once.
5. Last, two more rows all round, each stitch in the color it lies beside: the seam hides them.

First time? How to needlepoint: flossfield.com/needlepoint/guides/how-to-start/
How to read a chart: flossfield.com/needlepoint/guides/how-to-read-a-chart/

## What you need

**Canvas:** blank mono canvas, 13 mesh (13 threads to the inch), cut 14.5 in square (36.8 cm).

**Needle:** blunt tapestry, size 20. Also masking tape for the cut edges, and small scissors.

**Thread:** six-strand floss, 20 colors, about 36 skeins in all (an estimate). Stitch with 7 strands (8 if canvas shows).

**Make it a pillow:** backing fabric, an insert the size of the stitching or an inch larger, and cord or piping for the edge. How to finish a pillow.

## Thread list, DMC

| | | | stitches | skeins |
|---|---|---|---|---|
| ● | **311** | Medium Navy Blue | 2,672 | 5 |
| ■ | **336** | Navy Blue | 2,477 | 5 |
| ▲ | **3371** | Black Brown | 1,911 | 3 |
| ◆ | **517** | Dark Wedgwood | 1,869 | 3 |
| ▼ | **3823** | Ultra Pale Yellow | 1,674 | 3 |
| ★ | **518** | Light Wedgwood | 1,183 | 2 |
| ❖ | **400** | Dark Mahogany | 784 | 2 |
| X | **743** | Medium Yellow | 668 | 1 |
| H | **3827** | Pale Golden Brown | 509 | 1 |
| + | **976** | Medium Golden Brown | 497 | 1 |
| = | **3032** | Medium Mocha Brown | 475 | 1 |
| Z | **347** | Very Dark Salmon | 408 | 1 |
| A | **977** | Light Golden Brown | 364 | 1 |
| V | **470** | Light Avocado Green | 331 | 1 |
| T | **157** | Very Light Cornflower Blue | 324 | 1 |
| N | **3354** | Light Dusty Rose | 232 | 1 |
| S | **501** | Dark Blue Green | 180 | 1 |
| K | **351** | Coral | 126 | 1 |
| E | **472** | Ultra Light Avocado Green | 111 | 1 |
| C | **644** | Medium Beige Gray | 105 | 1 |

Skeins are estimates, with the two extra rows: the thread a stitch takes on the front and back of 13 mesh canvas, plus 30 percent, rounded up for each color.

Thread colors are approximate screen matches to DMC numbers. Check against real thread before you buy.

For your own stitching, gifts and handmade pieces you sell. Do not resell or share this PDF or copies of it.

# Mouse gondolier in a guitar boat Needlepoint pattern

Columns 1 to 69, rows 1 to 69. Start at the red outline

This page is the dark part of the chart




## Key

- **DMC 311** Medium Navy Blue
- **DMC 336** Navy Blue
- **DMC 3371** Black Brown
- **DMC 517** Dark Wedgwood
- **DMC 3823** Ultra Pale Yellow
- **DMC 518** Light Wedgwood
- **DMC 400** Dark Mahogany
- **DMC 743** Medium Yellow
- **DMC 3827** Pale Golden Brown
- **DMC 3032** Medium Mocha Brown
- **DMC 347** Very Dark Salmon
- **DMC 977** Light Golden Brown
- **DMC 157** Very Light Cornflower Blue
- **DMC 3354** Light Dusty Rose
- **DMC 501** Dark Blue Green
- **DMC 351** Coral
- **DMC 644** Medium Beige Gray

# Mouse gondolier in a guitar boat Needlepoint pattern

Columns 70 to 130, rows 1 to 69. Gray squares: charted already, do not stitch again

This page is the dark part of the chart




## Key

- ● **DMC 311** Medium Navy Blue
- ■ **DMC 336** Navy Blue
- ▲ **DMC 3371** Black Brown
- ◆ **DMC 517** Dark Wedgwood
- ▼ **DMC 3823** Ultra Pale Yellow
- ★ **DMC 518** Light Wedgwood
- ❖ **DMC 400** Dark Mahogany
- X **DMC 743** Medium Yellow
- H **DMC 3827** Pale Golden Brown
- \+ **DMC 976** Medium Golden Brown
- A **DMC 977** Light Golden Brown
- T **DMC 157** Very Light Cornflower Blue
- S **DMC 501** Dark Blue Green

# Mouse gondolier in a guitar boat Needlepoint pattern

Columns 1 to 69, rows 70 to 130. Gray squares: charted already, do not stitch again

This page is the dark part of the chart

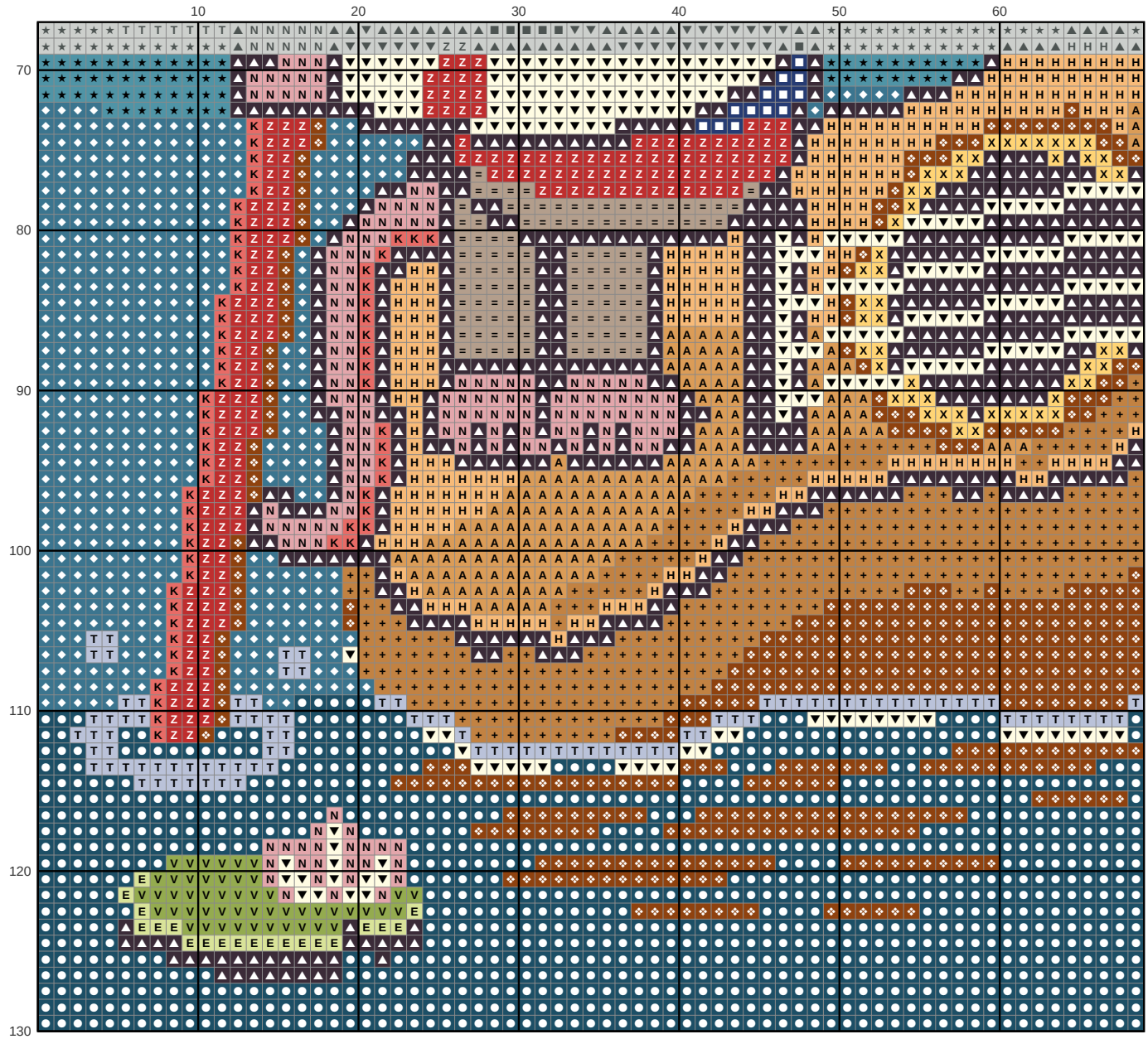


## Key

- ● **DMC 311** Medium Navy Blue
- ■ **DMC 336** Navy Blue
- ▲ **DMC 3371** Black Brown
- ◆ **DMC 517** Dark Wedgwood
- ▼ **DMC 3823** Ultra Pale Yellow
- ★ **DMC 518** Light Wedgwood
- ❖ **DMC 400** Dark Mahogany
- X **DMC 743** Medium Yellow
- H **DMC 3827** Pale Golden Brown
- \+ **DMC 976** Medium Golden Brown
- = **DMC 3032** Medium Mocha Brown
- Z **DMC 347** Very Dark Salmon
- A **DMC 977** Light Golden Brown
- V **DMC 470** Light Avocado Green
- T **DMC 157** Very Light Cornflower Blue
- N **DMC 3354** Light Dusty Rose
- K **DMC 351** Coral
- E **DMC 472** Ultra Light Avocado Green

# Mouse gondolier in a guitar boat Needlepoint pattern

Columns 70 to 130, rows 70 to 130. Gray squares: charted already, do not stitch again

This page is the dark part of the chart




## Key

- ○ **DMC 311** Medium Navy Blue
- ▲ **DMC 3371** Black Brown
- ◆ **DMC 517** Dark Wedgwood
- ▼ **DMC 3823** Ultra Pale Yellow
- ★ **DMC 518** Light Wedgwood
- ❖ **DMC 400** Dark Mahogany
- X **DMC 743** Medium Yellow
- H **DMC 3827** Pale Golden Brown
- \+ **DMC 976** Medium Golden Brown
- A **DMC 977** Light Golden Brown
- V **DMC 470** Light Avocado Green
- T **DMC 157** Very Light Cornflower Blue
- S **DMC 501** Dark Blue Green
- E **DMC 472** Ultra Light Avocado Green