Rabbit burrow under a blossom tree

Needlepoint pattern | 140 x 140 stitches | 14 x 14 in (35.6 x 35.6 cm) on 10 mesh | 24 colors



How to stitch it



1. Each square is one tent stitch, up at 1, down at 2. Lines in continental, right to left, the canvas upside down for the next row; wide areas in basketweave.
2. Cut 18 in of thread. Start and end it without a knot left behind.
3. Mark the middle of the canvas. It is the outlined square on page 2, column 70, row 70 (DMC 801): start there. Count threads, not holes.
4. Go on from it: picture first, background last. Gray squares are on two pages: stitch them once.
5. Last, two more rows all round, each stitch in the color it lies beside: the seam hides them.

First time? How to needlepoint: flossfield.com/needlepoint/guides/how-to-start/
How to read a chart: flossfield.com/needlepoint/guides/how-to-read-a-chart/

What you need

Canvas: blank mono canvas, 10 mesh (10 threads to the inch), cut 18.5 in square (47 cm).

Needle: blunt tapestry, size 18. Also masking tape for the cut edges, and small scissors.

Thread: pearl cotton size 3, 24 colors, about 43 skeins in all (an estimate). Stitch with 2 lengths together.

Make it a pillow: backing fabric, an insert the size of the stitching or an inch larger, and cord or piping for the edge. How to finish a pillow.

Thread list, DMC

			stitches	skeins
●	938	Ultra Dark Coffee Brown	2,915	5
■	793	Medium Cornflower Blue	2,230	4
▲	433	Medium Brown	1,765	3
◆	3823	Ultra Pale Yellow	1,218	2
▼	905	Dark Parrot Green	1,213	2
★	838	Very Dark Beige Brown	1,208	2
❖	3345	Dark Hunter Green	1,042	2
X	500	Very Dark Blue Green	808	2
H	3816	Celadon Green	749	2
+	907	Light Parrot Green	718	2
=	341	Light Blue Violet	706	2
Z	801	Dark Coffee Brown	686	2
A	3078	Very Light Golden Yellow	685	2
V	783	Medium Topaz	525	1
T	436	Tan	484	1
N	741	Medium Tangerine	480	1
S	725	Medium Light Topaz	453	1
K	3747	Very Light Blue Violet	353	1
E	3326	Light Rose	319	1
C	841	Light Beige Brown	286	1
P	842	Very Light Beige Brown	260	1
U	720	Dark Orange Spice	185	1
L	3325	Light Baby Blue	177	1
2	840	Medium Beige Brown	135	1

Skeins are estimates, with the two extra rows: the thread a stitch takes on the front and back of 10 mesh canvas, plus 30 percent, rounded up for each color.

Thread colors are approximate screen matches to DMC numbers. Check against real thread before you buy.

For your own stitching, gifts and handmade pieces you sell. Do not resell or share this PDF or copies of it.

Rabbit burrow under a blossom tree

Needlepoint pattern

Columns 1 to 74, rows 1 to 74. Start at the red outline

This page is the dark part of the chart



Key

- **DMC 938** Ultra Dark Coffee Brown
- **DMC 793** Medium Cornflower Blue
- **DMC 433** Medium Brown
- **DMC 3823** Ultra Pale Yellow
- **DMC 905** Dark Parrot Green
- **DMC 3345** Dark Hunter Green
- **DMC 500** Very Dark Blue Green
- **DMC 3816** Celadon Green
- **DMC 907** Light Parrot Green
- **DMC 341** Light Blue Violet
- **DMC 801** Dark Coffee Brown
- **DMC 3078** Very Light Golden Yellow
- **DMC 783** Medium Topaz
- **DMC 436** Tan
- **DMC 741** Medium Tangerine
- **DMC 725** Medium Light Topaz
- **DMC 3747** Very Light Blue Violet
- **DMC 3326** Light Rose
- **DMC 720** Dark Orange Spice
- **DMC 3325** Light Baby Blue

Rabbit burrow under a blossom tree Needlepoint pattern

Columns 75 to 140, rows 1 to 74. Gray squares: charted already, do not stitch again

This page is the dark part of the chart



Key

- ■ **DMC 793** Medium Cornflower Blue
- ▲ **DMC 433** Medium Brown
- ◆ **DMC 3823** Ultra Pale Yellow
- ▼ **DMC 905** Dark Parrot Green
- ❖ **DMC 3345** Dark Hunter Green
- X **DMC 500** Very Dark Blue Green
- H **DMC 3816** Celadon Green
- \+ **DMC 907** Light Parrot Green
- = **DMC 341** Light Blue Violet
- Z **DMC 801** Dark Coffee Brown
- A **DMC 3078** Very Light Golden Yellow
- V **DMC 783** Medium Topaz
- T **DMC 436** Tan
- S **DMC 725** Medium Light Topaz
- K **DMC 3747** Very Light Blue Violet
- E **DMC 3326** Light Rose
- L **DMC 3325** Light Baby Blue

Rabbit burrow under a blossom tree Needlepoint pattern

Columns 1 to 74, rows 75 to 140. Gray squares: charted already, do not stitch again

This page is the dark part of the chart



Key

- ● **DMC 938** Ultra Dark Coffee Brown
- ▲ **DMC 433** Medium Brown
- ◆ **DMC 3823** Ultra Pale Yellow
- ▼ **DMC 905** Dark Parrot Green
- ★ **DMC 838** Very Dark Beige Brown
- ❖ **DMC 3345** Dark Hunter Green
- H **DMC 3816** Celadon Green
- \+ **DMC 907** Light Parrot Green
- Z **DMC 801** Dark Coffee Brown
- A **DMC 3078** Very Light Golden Yellow
- V **DMC 783** Medium Topaz
- T **DMC 436** Tan
- N **DMC 741** Medium Tangerine
- S **DMC 725** Medium Light Topaz
- E **DMC 3326** Light Rose
- C **DMC 841** Light Beige Brown
- P **DMC 842** Very Light Beige Brown
- U **DMC 720** Dark Orange Spice
- 2 **DMC 840** Medium Beige Brown

Rabbit burrow under a blossom tree

Needlepoint pattern

Columns 75 to 140, rows 75 to 140. Gray squares: charted already, do not stitch again

This page is the dark part of the chart



Key

- **DMC 938** Ultra Dark Coffee Brown
- **DMC 433** Medium Brown
- **DMC 3823** Ultra Pale Yellow
- **DMC 905** Dark Parrot Green
- **DMC 838** Very Dark Beige Brown
- **DMC 3345** Dark Hunter Green
- **DMC 3816** Celadon Green
- **DMC 907** Light Parrot Green
- **DMC 801** Dark Coffee Brown
- **DMC 783** Medium Topaz
- **DMC 741** Medium Tangerine
- **DMC 725** Medium Light Topaz
- **DMC 3326** Light Rose
- **DMC 841** Light Beige Brown
- **DMC 842** Very Light Beige Brown
- **DMC 720** Dark Orange Spice
- **DMC 840** Medium Beige Brown