Rabbit in a hammock of tennis net

Needlepoint pattern | 90 x 90 stitches | 5 x 5 in (12.7 x 12.7 cm) on 18 mesh | 18 colors



How to stitch it



1. Each square is one tent stitch, up at 1, down at 2. Lines in continental, right to left, the canvas upside down for the next row; wide areas in basketweave.
2. Cut 18 in of thread. Start and end it without a knot left behind.
3. Mark the middle of the canvas. It is the outlined square on page 2, column 45, row 45 (DMC 3354): start there. Count threads, not holes.
4. Go on from it: picture first, background last. Gray squares are on two pages: stitch them once.
5. Last, two more rows all round, each stitch in the color it lies beside: the opening's edge hides them.

First time? How to needlepoint: flossfield.com/needlepoint/guides/how-to-start/
How to read a chart: flossfield.com/needlepoint/guides/how-to-read-a-chart/

What you need

Canvas: blank mono canvas, 18 mesh (18 threads to the inch), cut 9.5 in square (24.1 cm).

Needle: blunt tapestry, size 22. Also masking tape for the cut edges, and small scissors.

Thread: six-strand floss, 18 colors, about 19 skeins in all (an estimate). Stitch with 4 strands (5 or 6 if canvas shows).

Fit it into a lid: the box or tray, acid-free board and backing. Measure the opening first.
How to fit it into a lid.

Thread list, DMC

			stitches	skeins
●	**336**	Navy Blue	1,417	2
■	**BLANC**	White	1,135	1
▲	**500**	Very Dark Blue Green	1,070	1
◆	**3807**	Cornflower Blue	733	1
▼	**3347**	Medium Yellow Green	587	1
★	**739**	Ultra Very Light Tan	480	1
❖	**340**	Medium Blue Violet	467	1
X	**3747**	Very Light Blue Violet	400	1
H	**3822**	Light Straw	327	1
+	**3345**	Dark Hunter Green	321	1
=	**351**	Coral	256	1
Z	**3354**	Light Dusty Rose	215	1
A	**783**	Medium Topaz	182	1
V	**349**	Dark Coral	180	1
T	**3844**	Dark Bright Turquoise	173	1
N	**3819**	Light Moss Green	116	1
S	**581**	Moss Green	26	1
K	**3371**	Black Brown	15	1

Skeins are estimates, with the two extra rows: the thread a stitch takes on the front and back of 18 mesh canvas, plus 30 percent, rounded up for each color.

Thread colors are approximate screen matches to DMC numbers. Check against real thread before you buy.

For your own stitching, gifts and handmade pieces you sell. Do not resell or share this PDF or copies of it.

Rabbit in a hammock of tennis net

Needlepoint pattern

Columns 1 to 49, rows 1 to 90. Start at the red outline

This page is the dark part of the chart

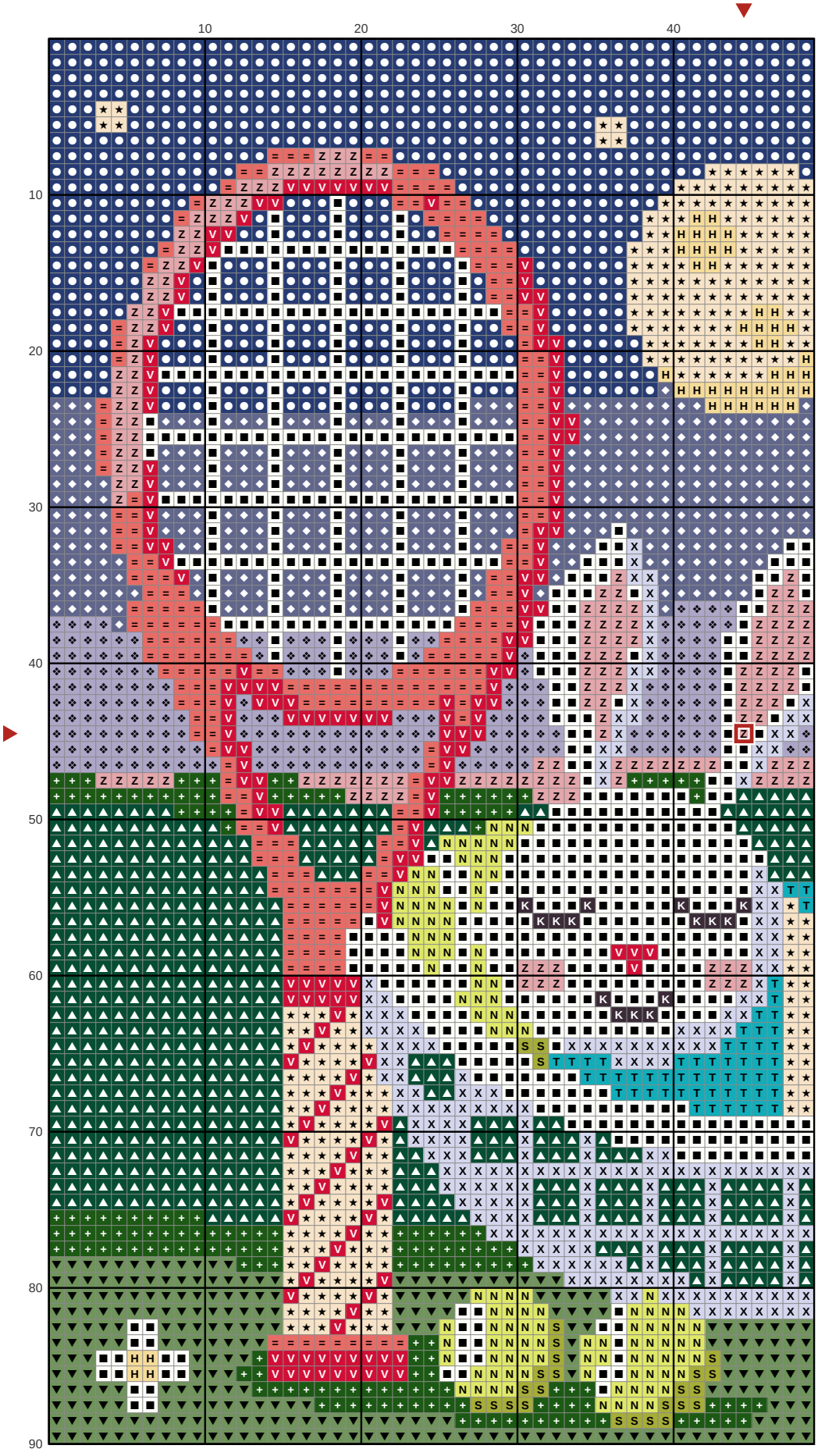

Key

- **DMC 336** Navy Blue
- **DMC BLANC** White
- **DMC 500** Very Dark Blue Green
- **DMC 3807** Cornflower Blue
- **DMC 3347** Medium Yellow Green
- **DMC 739** Ultra Very Light Tan
- **DMC 340** Medium Blue Violet
- **DMC 3747** Very Light Blue Violet
- **DMC 3822** Light Straw
- **DMC 3345** Dark Hunter Green
- **DMC 351** Coral
- **DMC 3354** Light Dusty Rose
- **DMC 349** Dark Coral
- **DMC 3844** Dark Bright Turquoise
- **DMC 3819** Light Moss Green
- **DMC 581** Moss Green
- **DMC 3371** Black Brown

Rabbit in a hammock of tennis net Needlepoint pattern

Columns 50 to 90, rows 1 to 90. Gray squares: charted already, do not stitch again

This page is the dark part of the chart

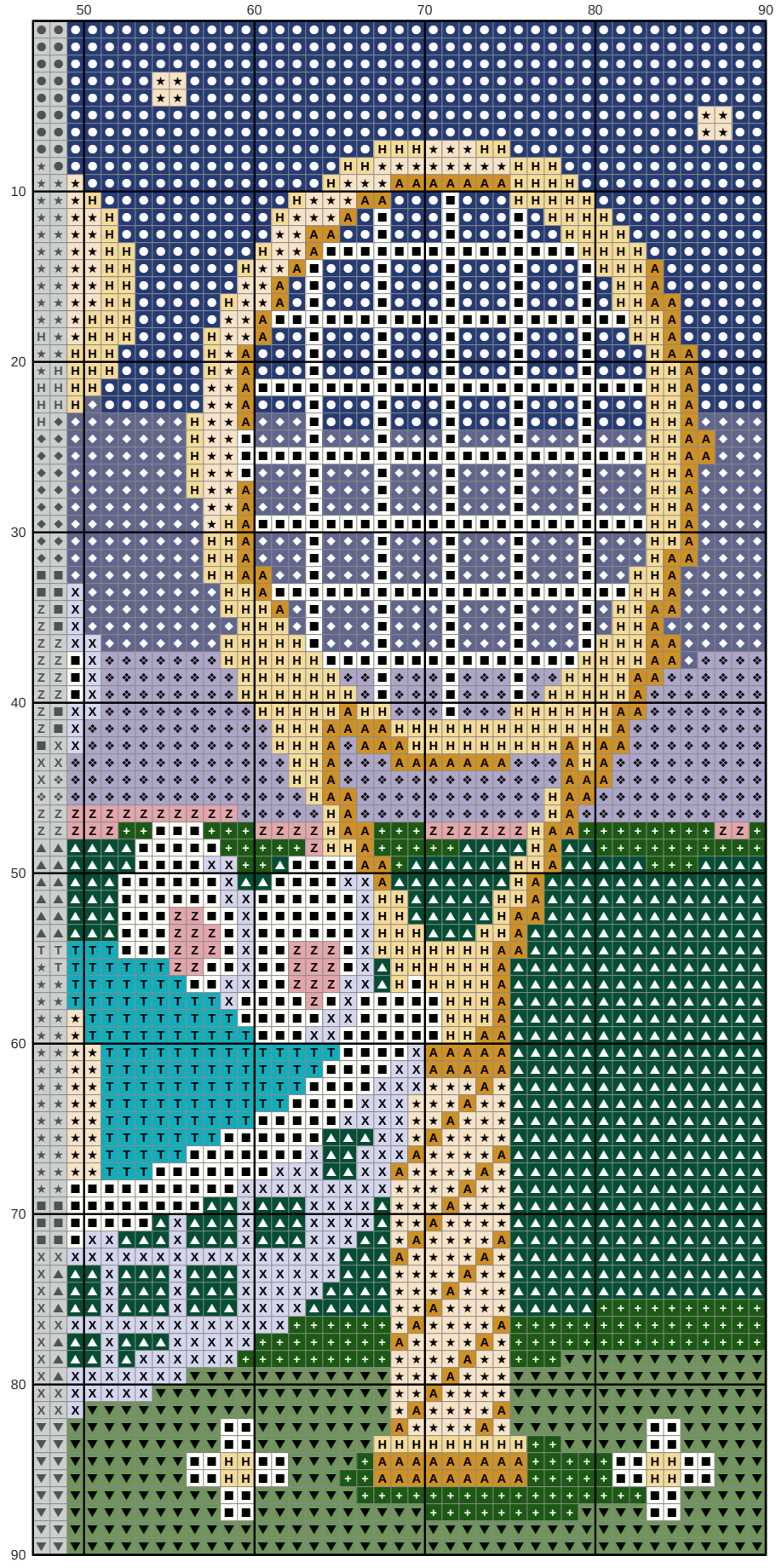

Key

- **DMC 336** Navy Blue
- **DMC BLANC** White
- **DMC 500** Very Dark Blue Green
- **DMC 3807** Cornflower Blue
- **DMC 3347** Medium Yellow Green
- **DMC 739** Ultra Very Light Tan
- **DMC 340** Medium Blue Violet
- **DMC 3747** Very Light Blue Violet
- **DMC 3822** Light Straw
- **DMC 3345** Dark Hunter Green
- **DMC 3354** Light Dusty Rose
- **DMC 783** Medium Topaz
- **DMC 3844** Dark Bright Turquoise