Red panda asleep on a cherry bough

Needlepoint pattern | 90 x 90 stitches | 5 x 5 in (12.7 x 12.7 cm) on 18 mesh | 18 colors



How to stitch it



1. Each square is one tent stitch, up at 1, down at 2. Lines in continental, right to left, the canvas upside down for the next row; wide areas in basketweave.
2. Cut 18 in of thread. Start and end it without a knot left behind.
3. Mark the middle of the canvas. It is the outlined square on page 2, column 45, row 45 (DMC 819): start there. Count threads, not holes.
4. Go on from it: picture first, background last. Gray squares are on two pages: stitch them once.
5. Last, two more rows all round, each stitch in the color it lies beside: the opening's edge hides them.

First time? How to needlepoint: flossfield.com/needlepoint/guides/how-to-start/
How to read a chart: flossfield.com/needlepoint/guides/how-to-read-a-chart/

What you need

Canvas: blank mono canvas, 18 mesh (18 threads to the inch), cut 9.5 in square (24.1 cm).

Needle: blunt tapestry, size 22. Also masking tape for the cut edges, and small scissors.

Thread: six-strand floss, 18 colors, about 19 skeins in all (an estimate). Stitch with 4 strands (5 or 6 if canvas shows).

Fit it into a lid: the box or tray, acid-free board and backing. Measure the opening first.
How to fit it into a lid.

Thread list, DMC

			stitches	skeins
●	807	Peacock Blue	1,573	2
■	819	Light Baby Pink	929	1
▲	598	Light Turquoise	698	1
◆	745	Light Pale Yellow	593	1
▼	3371	Black Brown	539	1
★	3776	Light Mahogany	501	1
❖	963	Ultra Very Light Dusty Rose	464	1
X	501	Dark Blue Green	446	1
H	918	Dark Red Copper	395	1
+	779	Dark Cocoa	362	1
=	3733	Dusty Rose	315	1
Z	402	Very Light Mahogany	285	1
A	3861	Light Cocoa	278	1
V	920	Medium Copper	215	1
T	503	Medium Blue Green	187	1
N	3350	Ultra Dark Dusty Rose	182	1
S	3864	Light Mocha Beige	111	1
K	743	Medium Yellow	27	1

Skeins are estimates, with the two extra rows: the thread a stitch takes on the front and back of 18 mesh canvas, plus 30 percent, rounded up for each color.

Thread colors are approximate screen matches to DMC numbers. Check against real thread before you buy.

For your own stitching, gifts and handmade pieces you sell. Do not resell or share this PDF or copies of it.

Red panda asleep on a cherry bough

Needlepoint pattern

Columns 1 to 49, rows 1 to 90. Start at the red outline

This page is the dark part of the chart



Key

- **DMC 807** Peacock Blue
- **DMC 819** Light Baby Pink
- **DMC 598** Light Turquoise
- **DMC 745** Light Pale Yellow
- **DMC 3371** Black Brown
- **DMC 3776** Light Mahogany
- **DMC 963** Ultra Very Light Dusty Rose
- **DMC 501** Dark Blue Green
- **DMC 918** Dark Red Copper
- **DMC 779** Dark Cocoa
- **DMC 3733** Dusty Rose
- **DMC 402** Very Light Mahogany
- **DMC 3861** Light Cocoa
- **DMC 920** Medium Copper
- **DMC 503** Medium Blue Green
- **DMC 3350** Ultra Dark Dusty Rose
- **DMC 3864** Light Mocha Beige
- **DMC 743** Medium Yellow

Red panda asleep on a cherry bough

Needlepoint pattern

Columns 50 to 90, rows 1 to 90. Gray squares: charted already, do not stitch again

This page is the dark part of the chart



Key

- ● **DMC 807** Peacock Blue
- ■ **DMC 819** Light Baby Pink
- ▲ **DMC 598** Light Turquoise
- ◆ **DMC 745** Light Pale Yellow
- ▼ **DMC 3371** Black Brown
- ★ **DMC 3776** Light Mahogany
- ❖ **DMC 963** Ultra Very Light Dusty Rose
- X **DMC 501** Dark Blue Green
- H **DMC 918** Dark Red Copper
- \+ **DMC 779** Dark Cocoa
- = **DMC 3733** Dusty Rose
- Z **DMC 402** Very Light Mahogany
- A **DMC 3861** Light Cocoa
- V **DMC 920** Medium Copper
- T **DMC 503** Medium Blue Green
- N **DMC 3350** Ultra Dark Dusty Rose
- S **DMC 3864** Light Mocha Beige
- K **DMC 743** Medium Yellow