Shih tzu stocking, Santa hat and fire

Needlepoint pattern | 143 x 234 stitches | 11 x 18 in (27.9 x 45.7 cm) on 13 mesh | 24 colors



How to stitch it



1. Each square is one tent stitch, up at 1, down at 2. Lines in continental, right to left, the canvas upside down for the next row; wide areas in basketweave.
2. Cut 18 in of thread. Start and end it without a knot left behind.
3. Mark the crossing 2 in from the top and right edges of the canvas. It is the outlined square, top right of page 2, column 143, row 1 (DMC 321): start there. Count threads, not holes.
4. The name first, where you put one on it, then downward, background as you go. Gray squares are on two pages: stitch them once. Empty squares stay bare.
5. Last, two more rows all round, each stitch in the color it lies beside: the seam hides them. Ask your finisher first.

The dashed box on the cuff is the place for a name, and the two red marks are its middle: type one on the pattern's page to have it charted.

First time? How to needlepoint: flossfield.com/needlepoint/guides/how-to-start/
How to read a chart: flossfield.com/needlepoint/guides/how-to-read-a-chart/

What you need

Canvas: blank mono canvas, 13 mesh (13 threads to the inch), cut 15.5 in wide x 22.5 in high (39.4 x 57.2 cm).

Needle: blunt tapestry, size 20. Also masking tape for the cut edges, and small scissors.

Thread: six-strand floss, 24 colors, about 50 skeins in all (an estimate). Stitch with 7 strands (8 if canvas shows).

Make it a stocking: a finisher, who backs and lines it (ask months before Christmas), or backing, lining, cord and a loop to sew it up yourself. How to finish a stocking.

Thread list, DMC

			stitches	skeins
●	822	Light Beige Gray	3,640	6
■	500	Very Dark Blue Green	3,354	6
▲	3865	Winter White	2,486	4
◆	321	Red	2,060	4
▼	801	Dark Coffee Brown	1,958	4
★	742	Light Tangerine	1,075	2
❖	433	Medium Brown	1,065	2
X	930	Dark Antique Blue	1,045	2
H	814	Dark Garnet	836	2
+	435	Very Light Brown	783	2
=	3750	Very Dark Antique Blue	683	2
Z	3371	Black Brown	647	2
A	842	Very Light Beige Brown	616	1
V	351	Coral	407	1
T	437	Light Tan	356	1
N	988	Medium Forest Green	326	1
S	501	Dark Blue Green	322	1
K	932	Light Antique Blue	248	1
E	3348	Light Yellow Green	226	1
C	745	Light Pale Yellow	216	1
P	721	Medium Orange Spice	214	1
U	310	Black	184	1
L	840	Medium Beige Brown	145	1
2	3752	Very Light Antique Blue	28	1

Skeins are estimates, with the two extra rows: the thread a stitch takes on the front and back of 13 mesh canvas, plus 30 percent, rounded up for each color.

Thread colors are approximate screen matches to DMC numbers. Check against real thread before you buy.

For your own stitching, gifts and handmade pieces you sell. Do not resell or share this PDF or copies of it.

Shih tzu stocking, Santa hat and fire

Needlepoint pattern

Columns 62 to 143, rows 1 to 71. Start at the red outline

This page is the dark part of the chart



Key

- DMC 822 Light Beige Gray
- DMC 500 Very Dark Blue Green
- DMC 3865 Winter White
- DMC 321 Red
- DMC 801 Dark Coffee Brown
- DMC 742 Light Tangerine
- DMC 930 Dark Antique Blue
- DMC 814 Dark Garnet
- DMC 435 Very Light Brown
- DMC 842 Very Light Beige Brown
- DMC 437 Light Tan
- DMC 988 Medium Forest Green
- DMC 501 Dark Blue Green
- DMC 3348 Light Yellow Green
- DMC 745 Light Pale Yellow

Shih tzu stocking, Santa hat and fire

Needlepoint pattern

Columns 61 to 143, rows 72 to 140. Gray squares: charted already, do not stitch again

This page is the dark part of the chart



Key

- DMC 822 Light Beige Gray
- DMC 500 Very Dark Blue Green
- DMC 3865 Winter White
- DMC 321 Red
- DMC 801 Dark Coffee Brown
- DMC 742 Light Tangerine
- DMC 433 Medium Brown
- DMC 930 Dark Antique Blue
- DMC 814 Dark Garnet
- DMC 435 Very Light Brown
- DMC 3750
- DMC 3371 Black Brown
- DMC 842
- DMC 351 Coral
- DMC 437 Light Tan
- DMC 988 Medium Forest Green
- DMC 501 Dark Blue Green
- DMC 932 Light Antique Blue
- DMC 3348 Light Yellow Green
- DMC 745 Light Pale Yellow
- DMC 721 Medium Orange Spice
- DMC 310 Black
- DMC 3752

Shih tzu stocking, Santa hat and fire Needlepoint pattern

Columns 1 to 72, rows 141 to 234. Gray squares: charted already, do not stitch again

This page is the dark part of the chart



Shih tzu stocking, Santa hat and fire

Needlepoint pattern

Columns 73 to 143, rows 141 to 234. Gray squares: charted already, do not stitch again

This page is the dark part of the chart

