Sloth reading in a hammock

Needlepoint pattern | 140 x 140 stitches | 14 x 14 in (35.6 x 35.6 cm) on 10 mesh | 24 colors



How to stitch it



1. Each square is one tent stitch, up at 1, down at 2. Lines in continental, right to left, the canvas upside down for the next row; wide areas in basketweave.
2. Cut 18 in of thread. Start and end it without a knot left behind.
3. Mark the middle of the canvas. It is the outlined square on page 2, column 70, row 70 (DMC 433): start there. Count threads, not holes.
4. Go on from it: picture first, background last. Gray squares are on two pages: stitch them once.
5. Last, two more rows all round, each stitch in the color it lies beside: the seam hides them.

First time? How to needlepoint: flossfield.com/needlepoint/guides/how-to-start/
How to read a chart: flossfield.com/needlepoint/guides/how-to-read-a-chart/

What you need

Canvas: blank mono canvas, 10 mesh (10 threads to the inch), cut 18.5 in square (47 cm).

Needle: blunt tapestry, size 18. Also masking tape for the cut edges, and small scissors.

Thread: pearl cotton size 3, 24 colors, about 45 skeins in all (an estimate). Stitch with 2 lengths together.

Make it a pillow: backing fabric, an insert the size of the stitching or an inch larger, and cord or piping for the edge. How to finish a pillow.

Thread list, DMC

			stitches	skeins
●	**739**	Ultra Very Light Tan	2,416	5
■	**760**	Salmon	1,506	3
▲	**3824**	Light Apricot	1,499	3
◆	**744**	Pale Yellow	1,479	3
▼	**938**	Ultra Dark Coffee Brown	1,396	3
★	**3346**	Hunter Green	1,355	3
❖	**712**	Cream	1,299	2
X	**436**	Tan	1,146	2
H	**434**	Light Brown	1,091	2
+	**433**	Medium Brown	1,083	2
=	**471**	Very Light Avocado Green	833	2
Z	**597**	Turquoise	826	2
A	**738**	Very Light Tan	730	2
V	**500**	Very Dark Blue Green	609	1
T	**3347**	Medium Yellow Green	412	1
N	**321**	Red	388	1
S	**351**	Coral	301	1
K	**964**	Light Seagreen	272	1
E	**437**	Light Tan	235	1
C	**347**	Very Dark Salmon	229	1
P	**815**	Medium Garnet	174	1
U	**782**	Dark Topaz	170	1
L	**310**	Black	115	1
2	**3820**	Dark Straw	36	1

Skeins are estimates, with the two extra rows: the thread a stitch takes on the front and back of 10 mesh canvas, plus 30 percent, rounded up for each color.

Thread colors are approximate screen matches to DMC numbers. Check against real thread before you buy.

For your own stitching, gifts and handmade pieces you sell. Do not resell or share this PDF or copies of it.

Sloth reading in a hammock Needlepoint pattern

Columns 1 to 74, rows 1 to 74. Start at the red outline

This page is the dark part of the chart



Key

- ● **DMC 739** Ultra Very Light Tan
- ■ **DMC 760** Salmon
- ▲ **DMC 3824** Light Apricot
- ◆ **DMC 744** Pale Yellow
- ▼ **DMC 938** Ultra Dark Coffee Brown
- ★ **DMC 3346** Hunter Green
- ❖ **DMC 712** Cream
- X **DMC 436** Tan
- H **DMC 434** Light Brown
- \+ **DMC 433** Medium Brown
- = **DMC 471** Very Light Avocado Green
- A **DMC 738** Very Light Tan
- V **DMC 500** Very Dark Blue Green
- T **DMC 3347** Medium Yellow Green
- S **DMC 351** Coral
- E **DMC 437** Light Tan
- C **DMC 347** Very Dark Salmon
- U **DMC 782** Dark Topaz
- L **DMC 310** Black

Sloth reading in a hammock Needlepoint pattern

Columns 75 to 140, rows 1 to 74. Gray squares: charted already, do not stitch again

This page is the dark part of the chart



Key

- ● **DMC 739** Ultra Very Light Tan
- ■ **DMC 760** Salmon
- ▲ **DMC 3824** Light Apricot
- ◆ **DMC 744** Pale Yellow
- ▼ **DMC 938** Ultra Dark Coffee Brown
- ★ **DMC 3346** Hunter Green
- ❖ **DMC 712** Cream
- X **DMC 436** Tan
- H **DMC 434** Light Brown
- \+ **DMC 433** Medium Brown
- = **DMC 471** Very Light Avocado Green
- A **DMC 738** Very Light Tan
- V **DMC 500** Very Dark Blue Green
- T **DMC 3347** Medium Yellow Green
- S **DMC 351** Coral
- E **DMC 437** Light Tan
- C **DMC 347** Very Dark Salmon
- U **DMC 782** Dark Topaz
- L **DMC 310** Black

Sloth reading in a hammock Needlepoint pattern

Columns 1 to 74, rows 75 to 140. Gray squares: charted already, do not stitch again

This page is the dark part of the chart



Key

●	**DMC 739** Ultra Very Light Tan	=	**DMC 471** Very Light Avocado Green	K	**DMC 964** Light Seagreen
▼	**DMC 938** Ultra Dark Coffee Brown	Z	**DMC 597** Turquoise	E	**DMC 437** Light Tan
★	**DMC 3346** Hunter Green	A	**DMC 738** Very Light Tan	C	**DMC 347** Very Dark Salmon
❖	**DMC 712** Cream	V	**DMC 500** Very Dark Blue Green	P	**DMC 815** Medium Garnet
X	**DMC 436** Tan	T	**DMC 3347** Medium Yellow Green	2	**DMC 3820** Dark Straw
H	**DMC 434** Light Brown	N	**DMC 321** Red		
+	**DMC 433** Medium Brown	S	**DMC 351** Coral		

Sloth reading in a hammock Needlepoint pattern

Columns 75 to 140, rows 75 to 140. Gray squares: charted already, do not stitch again

This page is the dark part of the chart



Key

●	**DMC 739** Ultra Very Light Tan	=	**DMC 471** Very Light Avocado Green	K	**DMC 964** Light Seagreen
▼	**DMC 938** Ultra Dark Coffee Brown	Z	**DMC 597** Turquoise	E	**DMC 437** Light Tan
★	**DMC 3346** Hunter Green	A	**DMC 738** Very Light Tan	C	**DMC 347** Very Dark Salmon
❖	**DMC 712** Cream	V	**DMC 500** Very Dark Blue Green	P	**DMC 815** Medium Garnet
X	**DMC 436** Tan	T	**DMC 3347** Medium Yellow Green	2	**DMC 3820** Dark Straw
H	**DMC 434** Light Brown	N	**DMC 321** Red		
+	**DMC 433** Medium Brown	S	**DMC 351** Coral		