Teddy bears on the stairs stocking

Needlepoint pattern | 143 x 234 stitches | 11 x 18 in (27.9 x 45.7 cm) on 13 mesh | 24 colors



How to stitch it



1. Each square is one tent stitch, up at 1, down at 2. Lines in continental, right to left, the canvas upside down for the next row; wide areas in basketweave.
2. Cut 18 in of thread. Start and end it without a knot left behind.
3. Mark the crossing 2 in from the top and right edges of the canvas. It is the outlined square, top right of page 2, column 143, row 1 (DMC 469): start there. Count threads, not holes.
4. The name first, where you put one on it, then downward, background as you go. Gray squares are on two pages: stitch them once. Empty squares stay bare.
5. Last, two more rows all round, each stitch in the color it lies beside: the seam hides them. Ask your finisher first.

The dashed box on the cuff is the place for a name, and the two red marks are its middle: type one on the pattern's page to have it charted.

First time? How to needlepoint: flossfield.com/needlepoint/guides/how-to-start/
How to read a chart: flossfield.com/needlepoint/guides/how-to-read-a-chart/

What you need

Canvas: blank mono canvas, 13 mesh (13 threads to the inch), cut 15.5 in wide x 22.5 in high (39.4 x 57.2 cm).

Needle: blunt tapestry, size 20. Also masking tape for the cut edges, and small scissors.

Thread: six-strand floss, 24 colors, about 47 skeins in all (an estimate). Stitch with 7 strands (8 if canvas shows).

Make it a stocking: a finisher, who backs and lines it (ask months before Christmas), or backing, lining, cord and a loop to sew it up yourself. How to finish a stocking.

Thread list, DMC

			stitches	skeins
●	**469**	Avocado Green	3,081	5
■	**435**	Very Light Brown	2,106	4
▲	**3808**	Ultra Very Dark Turquoise	1,943	3
◆	**3820**	Dark Straw	1,850	3
▼	**433**	Medium Brown	1,834	3
★	**437**	Light Tan	1,578	3
❖	**3848**	Medium Teal Green	1,459	3
X	**745**	Light Pale Yellow	1,212	2
H	**832**	Golden Olive	1,139	2
+	**926**	Medium Gray Green	916	2
=	**801**	Dark Coffee Brown	733	2
Z	**739**	Ultra Very Light Tan	723	2
A	**3865**	Winter White	696	2
V	**934**	Black Avocado Green	539	1
T	**3325**	Light Baby Blue	538	1
N	**312**	Very Dark Baby Blue	436	1
S	**321**	Red	389	1
K	**3731**	Very Dark Dusty Rose	386	1
E	**150**	Ultra Very Dark Dusty Rose	341	1
C	**815**	Medium Garnet	308	1
P	**927**	Light Gray Green	255	1
U	**3345**	Dark Hunter Green	246	1
L	**3371**	Black Brown	113	1
2	**471**	Very Light Avocado Green	99	1

Skeins are estimates, with the two extra rows: the thread a stitch takes on the front and back of 13 mesh canvas, plus 30 percent, rounded up for each color.

Thread colors are approximate screen matches to DMC numbers. Check against real thread before you buy.

For your own stitching, gifts and handmade pieces you sell. Do not resell or share this PDF or copies of it.

Teddy bears on the stairs stocking

Needlepoint pattern

Columns 62 to 143, rows 1 to 71. Start at the red outline

This page is the dark part of the chart



Key

- **DMC 469** Avocado Green
- **DMC 435** Very Light Brown
- **DMC 3808** Ultra Very Dark Turquoise
- **DMC 3820** Dark Straw
- **DMC 433** Medium Brown
- **DMC 437** Light Tan
- **DMC 3848** Medium Teal Green
- **DMC 745** Light Pale Yellow
- **DMC 832** Golden Olive
- **DMC 926** Medium Gray Green
- **DMC 801** Dark Coffee Brown
- **DMC 739** Ultra Very Light Tan
- **DMC 3865** Winter White
- **DMC 934** Black Avocado Green

Teddy bears on the stairs stocking

Needlepoint pattern

Columns 61 to 143, rows 72 to 140. Gray squares: charted already, do not stitch again

This page is the dark part of the chart



Key

- **DMC 435** Very Light Brown
- **DMC 3808** Ultra Very Dark Turquoise
- **DMC 3820** Dark Straw
- **DMC 433** Medium Brown
- **DMC 437** Light Tan
- **DMC 3848** Medium Teal Green
- **DMC 745** Light Pale Yellow
- **DMC 832** Golden Olive
- **DMC 926** Medium Gray Green
- **DMC 801** Dark Coffee Brown
- **DMC 739** Ultra Very Light Tan
- **DMC 3865** Winter White
- **DMC 3325** Light Baby Blue
- **DMC 312** Very Dark Baby Blue
- **DMC 3731** Very Dark Dusty Rose
- **DMC 150** Ultra Very Dark Dusty Rose
- **DMC 927** Light Gray Green
- **DMC 3371** Black Brown

Teddy bears on the stairs stocking Needlepoint pattern

Columns 1 to 72, rows 141 to 234. Gray squares: charted already, do not stitch again

This page is the dark part of the chart



Teddy bears on the stairs stocking Needlepoint pattern

Columns 73 to 143, rows 141 to 234. Gray squares: charted already, do not stitch again

This page is the dark part of the chart

