Storybook alphabet with a toadstool

Needlepoint pattern | 182 x 182 stitches | 14 x 14 in (35.6 x 35.6 cm) on 13 mesh | 18 colors



How to read the chart



1. Each square is one tent stitch, up at 1, down at 2: basketweave for the background, continental for lines.
2. Bind the edges. Cut 18 in of thread; start and end it without a knot left behind.
3. Mark the middle of the canvas. It is the outlined square on page 3 (DMC 712): start there. Count threads, not holes.
4. Picture first, then border, background last. Gray squares are on two pages: stitch them once.
5. A heavier line stands every ten squares: count by them.
6. When it is done, block it square.

flossfield.com/needlepoint/guides/how-to-read-a-chart/

You will need

Canvas: blank mono canvas, 13 mesh (13 threads to the inch), cut 18 x 18 in (45.7 x 45.7 cm).

Needle: tapestry, size 20. Also masking tape for the cut edges, and small scissors.

Thread: six-strand floss, 7 strands in the needle, six of one length and one of the next (8 if canvas shows), about 59 skeins in all (an estimate).

Make it a pillow: backing fabric, an insert the size of the stitching or an inch larger, and cord or piping for the edge. The seam takes two rows: stitch two extra rows all round in DMC 3809, the color at its edge. With those rows it takes 15 skeins of DMC 3809, not 13. How to finish a pillow.

Thread list, DMC

			stitches	skeins
●	**712**	Cream	12,649	19
□	**3809**	Very Dark Turquoise	8,540	13
▲	**797**	Royal Blue	1,701	3
◆	**505**	Jade Green	1,607	3
▼	**3852**	Very Dark Straw	1,586	3
★	**3831**	Dark Raspberry	1,454	3
❖	**744**	Pale Yellow	1,421	3
X	**552**	Medium Violet	1,281	2
O	**3346**	Hunter Green	569	1
+	**3823**	Ultra Pale Yellow	554	1
=	**3347**	Medium Yellow Green	484	1
Z	**304**	Medium Red	452	1
A	**3348**	Light Yellow Green	302	1
V	**433**	Medium Brown	193	1
T	**738**	Very Light Tan	134	1
N	**815**	Medium Garnet	119	1
S	**3801**	Very Dark Melon	60	1
K	**435**	Very Light Brown	18	1

Skeins are estimates: the thread a stitch takes on the front and back of 13 mesh canvas, plus 30 percent, rounded up for each color.

Thread colors are approximate screen matches to DMC numbers. Check against real thread before you buy.

For your own stitching, gifts and handmade pieces you sell. Do not resell or share this PDF or copies of it.

Storybook alphabet with a toadstool

Needlepoint pattern

This page is the dark part of the chart

Chart 1 of 6: columns 1 to 61, rows 1 to 91



Key

- ● **DMC 712** Cream
- ■ **DMC 3809** Very Dark Turquoise
- ▲ **DMC 797** Royal Blue
- ◆ **DMC 505** Jade Green
- ▼ **DMC 3852** Very Dark Straw
- ★ **DMC 3831** Dark Raspberry
- ❖ **DMC 744** Pale Yellow
- X **DMC 552** Medium Violet

Storybook alphabet with a toadstool

Needlepoint pattern

This page is the dark part of the chart

Chart 2 of 6: columns 62 to 122, rows 1 to 91. Start at the red outline. Gray squares repeat columns 60 and 61: do not stitch them twice



Key

- **DMC 712** Cream
- **DMC 3809** Very Dark Turquoise
- **DMC 797** Royal Blue
- **DMC 505** Jade Green
- **DMC 3852** Very Dark Straw
- **DMC 3831** Dark Raspberry
- **DMC 744** Pale Yellow
- **DMC 552** Medium Violet

Storybook alphabet with a toadstool

Needlepoint pattern

This page is the dark part of the chart

Chart 3 of 6: columns 123 to 182, rows 1 to 91. Gray squares repeat columns 121 and 122: do not stitch them twice



Key

- ● **DMC 712** Cream
- ■ **DMC 3809** Very Dark Turquoise
- ▲ **DMC 797** Royal Blue
- ◆ **DMC 505** Jade Green
- ▼ **DMC 3852** Very Dark Straw
- ★ **DMC 3831** Dark Raspberry
- ❖ **DMC 744** Pale Yellow
- X **DMC 552** Medium Violet

Storybook alphabet with a toadstool

Needlepoint pattern

This page is the dark part of the chart

Chart 4 of 6: columns 1 to 61, rows 92 to 182. Gray squares repeat rows 90 and 91: do not stitch them twice



Key

- ● **DMC 712** Cream
- ■ **DMC 3809** Very Dark Turquoise
- ◆ **DMC 505** Jade Green
- ▼ **DMC 3852** Very Dark Straw
- ★ **DMC 831** Dark Raspberry
- ❖ **DMC 744** Pale Yellow
- X **DMC 552** Medium Violet
- O **DMC 3346** Hunter Green
- \+ **DMC 3823** Ultra Pale Yellow
- = **DMC 3347** Medium Yellow Green
- A **DMC 3348** Light Yellow Green
- V **DMC 433** Medium Brown
- S **DMC 3801** Very Dark Melon

Storybook alphabet with a toadstool

Needlepoint pattern

This page is the dark part of the chart

Chart 5 of 6: columns 62 to 122, rows 92 to 182. Gray squares repeat columns 60 and 61 and rows 90 and 91: do not stitch them twice



Key

- DMC 712 Cream
- DMC 3809 Very Dark Turquoise
- DMC 797 Royal Blue
- DMC 505 Jade Green
- DMC 3852 Very Dark Straw
- DMC 3831 Dark Raspberry
- DMC 744 Pale Yellow
- DMC 3346 Hunter Green
- DMC 3823 Ultra Pale Yellow
- DMC 3347 Medium Yellow Green
- DMC 304 Medium Red
- DMC 3348 Light Yellow Green
- DMC 433 Medium Brown
- DMC 738 Very Light Tan
- DMC 815 Medium Garnet
- DMC 435 Very Light Brown

Storybook alphabet with a toadstool

Needlepoint pattern

This page is the dark part of the chart

Chart 6 of 6: columns 123 to 182, rows 92 to 182. Gray squares repeat columns 121 and 122 and rows 90 and 91: do not stitch them twice



Key

- ● **DMC 712** Cream
- □ **DMC 3809** Very Dark Turquoise
- ◆ **DMC 505** Jade Green
- ▼ **DMC 3852** Very Dark Straw
- ❖ **DMC 744** Pale Yellow
- X **DMC 552** Medium Violet
- O **DMC 3346** Hunter Green
- \+ **DMC 3823** Ultra Pale Yellow
- = **DMC 3347** Medium Yellow Green
- A **DMC 3348** Light Yellow Green
- V **DMC 433** Medium Brown