Two ladies needlepointing together

Needlepoint pattern | 140 x 140 stitches | 14 x 14 in (35.6 x 35.6 cm) on 10 mesh | 24 colors



Thread key, DMC

			stitches	yards	skeins
●	**504**	Very Light Blue Green	4,592	57	7
□	**3809**	Very Dark Turquoise	2,009	25	4
▲	**783**	Medium Topaz	1,091	14	2
◆	**3731**	Very Dark Dusty Rose	1,068	14	2
▼	**801**	Dark Coffee Brown	1,057	14	2
★	**336**	Navy Blue	1,032	13	2
❖	**712**	Cream	968	12	2
X	**503**	Medium Blue Green	943	12	2
O	**310**	Black	918	12	2
+	**436**	Tan	756	10	2
=	**3810**	Dark Turquoise	560	7	1
Z	**3808**	Ultra Very Dark Turquoise	557	7	1
A	**3350**	Ultra Dark Dusty Rose	513	7	1
V	**3733**	Dusty Rose	490	7	1
T	**434**	Light Brown	484	6	1
N	**950**	Light Desert Sand	476	6	1
S	**351**	Coral	446	6	1
K	**780**	Ultra Very Dark Topaz	354	5	1
E	**3346**	Hunter Green	325	5	1
C	**762**	Very Light Pearl Gray	286	4	1
P	**738**	Very Light Tan	233	3	1
U	**318**	Light Steel Gray	220	3	1
L	**3820**	Dark Straw	118	2	1
2	**407**	Dark Desert Sand	104	2	1

One chart square is one tent stitch over one canvas intersection.

Cut the canvas at least 18 x 18 in (45.7 x 45.7 cm) for 10 mesh: the design and 2 in (5.1 cm) of margin on every side.

19,600 stitches in all. Start from the center: a red arrow above the chart marks the center column, and one to the left of it the center row. The arrows are on the pages those lines cross.

The chart is divided evenly over 4 pages. Where chart pages join, gray squares repeat two rows or columns. The small picture at the top of each chart page shows which part it is.

Thread: pearl cotton size 3, 2 strands in the needle on 10 mesh, about 41 skeins of 16.4 yd in all. Or six-strand floss, 8 to 10 strands, about 60 skeins of 8.7 yd; or tapestry wool, 1 strand, about 40 skeins of 8.7 yd; or Persian wool, 3 strands, about 42 skeins of 8 yd. Wool is numbered differently: match it by eye. Needle: tapestry, size 16 or 18.

Yards and skeins are estimates: the thread a stitch takes on the front and back of 10 mesh canvas, plus 30 percent, rounded up for each color (about 253 yards in all, as the thread lies in the needle).

Thread colors are approximate screen matches to DMC numbers. Check against real thread before you buy.

Make it a pillow: also have backing fabric, an insert the size of the stitching or an inch larger, and cord or piping for the edge. The seam takes the last two rows: stitch two extra rows all round, or keep the edge plain. "How to finish a pillow" is a guide linked from this pattern's page.

For your own stitching, gifts and handmade pieces you sell. Do not resell or share this PDF or copies of it.

Two ladies needlepointing together

Needlepoint pattern

Chart 1 of 4: columns 1 to 70, rows 1 to 70

This page is the dark part of the chart



Key

- ● **DMC 504** Very Light Blue Green
- ■ **DMC 3809** Very Dark Turquoise
- ◆ **DMC 3731** Very Dark Dusty Rose
- ▼ **DMC 801** Dark Coffee Brown
- ❖ **DMC 712** Cream
- X **DMC 503** Medium Blue Green
- O **DMC 310** Black
- = **DMC 3810** Dark Turquoise
- Z **DMC 3808** Ultra Very Dark Turquoise
- A **DMC 3350** Ultra Dark Dusty Rose
- V **DMC 3733** Dusty Rose
- N **DMC 950** Light Desert Sand
- K **DMC 780** Ultra Very Dark Topaz
- C **DMC 762** Very Light Pearl Gray
- U **DMC 318** Light Steel Gray
- L **DMC 3820** Dark Straw
- 2 **DMC 407** Dark Desert Sand

Two ladies needlepointing together

Needlepoint pattern

This page is the dark part of the chart

Chart 2 of 4: columns 71 to 140, rows 1 to 70; gray squares repeat columns 69 and 70



Key

- ● **DMC 504** Very Light Blue Green
- ■ **DMC 3809** Very Dark Turquoise
- ▲ **DMC 783** Medium Topaz
- ▼ **DMC 801** Dark Coffee Brown
- ❖ **DMC 712** Cream
- X **DMC 503** Medium Blue Green
- O **DMC 310** Black
- = **DMC 3810** Dark Turquoise
- Z **DMC 3808** Ultra Very Dark Turquoise
- V **DMC 3733** Dusty Rose
- T **DMC 434** Light Brown
- S **DMC 351** Coral
- U **DMC 318** Light Steel Gray
- L **DMC 3820** Dark Straw
- 2 **DMC 407** Dark Desert Sand

Two ladies needlepointing together

Needlepoint pattern

Chart 3 of 4: columns 1 to 70, rows 71 to 140; gray squares repeat rows 69 and 70

This page is the dark part of the chart

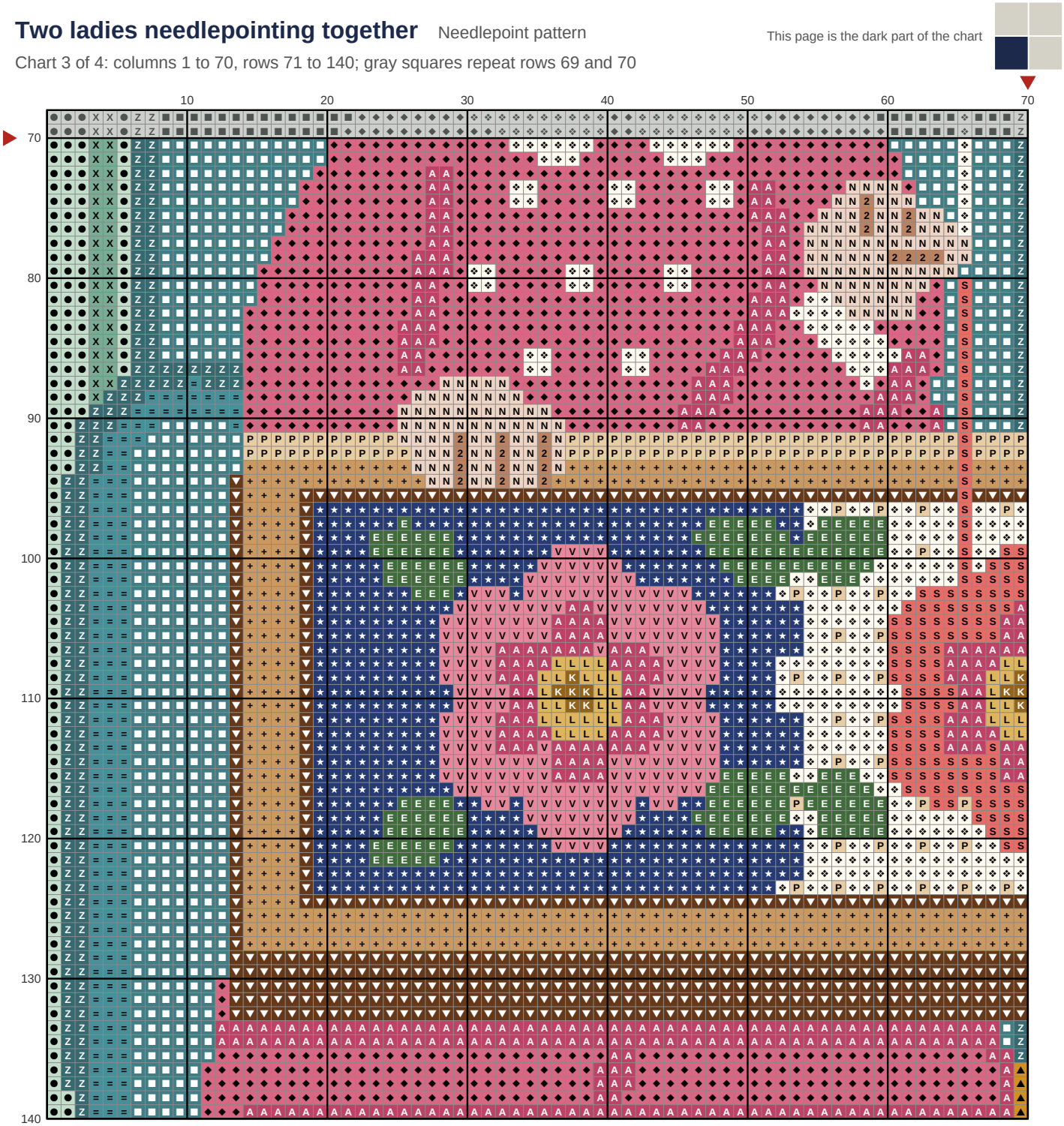

Key

● **DMC 504** Very Light Blue Green	X **DMC 503** Medium Blue Green	S **DMC 351** Coral
■ **DMC 3809** Very Dark Turquoise	+ **DMC 436** Tan	K **DMC 780** Ultra Very Dark Topaz
▲ **DMC 783** Medium Topaz	= **DMC 3810** Dark Turquoise	E **DMC 3346** Hunter Green
◆ **DMC 3731** Very Dark Dusty Rose	Z **DMC 3808** Ultra Very Dark Turquoise	P **DMC 738** Very Light Tan
▼ **DMC 801** Dark Coffee Brown	A **DMC 3350** Ultra Dark Dusty Rose	L **DMC 3820** Dark Straw
★ **DMC 336** Navy Blue	V **DMC 3733** Dusty Rose	2 **DMC 407** Dark Desert Sand
❖ **DMC 712** Cream	N **DMC 950** Light Desert Sand	

Two ladies needlepointing together

Needlepoint pattern

This page is the dark part of the chart

Chart 4 of 4: columns 71 to 140, rows 71 to 140; gray squares repeat columns 69 and 70 and rows 69 and 70



Key

- ● **DMC 504** Very Light Blue Green
- ■ **DMC 3809** Very Dark Turquoise
- ▲ **DMC 783** Medium Topaz
- ▼ **DMC 801** Dark Coffee Brown
- ★ **DMC 336** Navy Blue
- ❖ **DMC 712** Cream
- X **DMC 503** Medium Blue Green
- \+ **DMC 436** Tan
- = **DMC 3810** Dark Turquoise
- Z **DMC 3808** Ultra Very Dark Turquoise
- A **DMC 3350** Ultra Dark Dusty Rose
- V **DMC 3733** Dusty Rose
- T **DMC 434** Light Brown
- S **DMC 351** Coral
- K **DMC 780** Ultra Very Dark Topaz
- E **DMC 3346** Hunter Green
- P **DMC 738** Very Light Tan
- L **DMC 3820** Dark Straw