XOXO, two cats by the moon

Needlepoint pattern | 160 x 160 stitches | 16 x 16 in (40.6 x 40.6 cm) on 10 mesh | 24 colors



How to stitch it



1. Each square is one tent stitch, up at 1, down at 2. Lines in continental, right to left, the canvas upside down for the next row; wide areas in basketweave.
2. Cut 18 in of thread. Start and end it without a knot left behind.
3. Mark the middle of the canvas. It is the outlined square on page 5, column 80, row 80 (DMC 3078): start there. Count threads, not holes.
4. Go on from it: picture first, background last. Gray squares are on two pages: stitch them once.
5. Last, two more rows all round in DMC 939: the seam hides them.

First time? How to needlepoint: flossfield.com/needlepoint/guides/how-to-start/
How to read a chart: flossfield.com/needlepoint/guides/how-to-read-a-chart/

What you need

Canvas: blank mono canvas, 10 mesh (10 threads to the inch), cut 20.5 in square (52.1 cm).

Needle: blunt tapestry, size 18. Also masking tape for the cut edges, and small scissors.

Thread: pearl cotton size 3, 24 colors, about 53 skeins in all (an estimate). Stitch with 2 lengths together.

Make it a pillow: backing fabric, an insert the size of the stitching or an inch larger, and cord or piping for the edge. How to finish a pillow.

Thread list, DMC

			stitches	skeins
●	939	Very Dark Navy Blue	13,952	23
■	931	Medium Antique Blue	1,897	3
▲	310	Black	1,682	3
◆	932	Light Antique Blue	1,187	2
▼	501	Dark Blue Green	958	2
★	502	Blue Green	730	2
❖	746	Off White	632	1
X	930	Dark Antique Blue	583	1
H	3078	Very Light Golden Yellow	552	1
+	3750	Very Dark Antique Blue	504	1
=	814	Dark Garnet	471	1
Z	745	Light Pale Yellow	437	1
A	3705	Dark Melon	277	1
V	3752	Very Light Antique Blue	246	1
T	321	Red	245	1
N	744	Pale Yellow	234	1
S	3706	Medium Melon	186	1
K	500	Very Dark Blue Green	178	1
E	3830	Terra Cotta	164	1
C	503	Medium Blue Green	137	1
P	3778	Light Terra Cotta	108	1
U	498	Dark Red	92	1
L	3777	Very Dark Terra Cotta	90	1
2	355	Dark Terra Cotta	58	1

Skeins are estimates, with the two extra rows: the thread a stitch takes on the front and back of 10 mesh canvas, plus 30 percent, rounded up for each color.

Thread colors are approximate screen matches to DMC numbers. Check against real thread before you buy.

For your own stitching, gifts and handmade pieces you sell. Do not resell or share this PDF or copies of it.

XOXO, two cats by the moon

Needlepoint pattern

Columns 1 to 80, rows 1 to 69

This page is the dark part of the chart

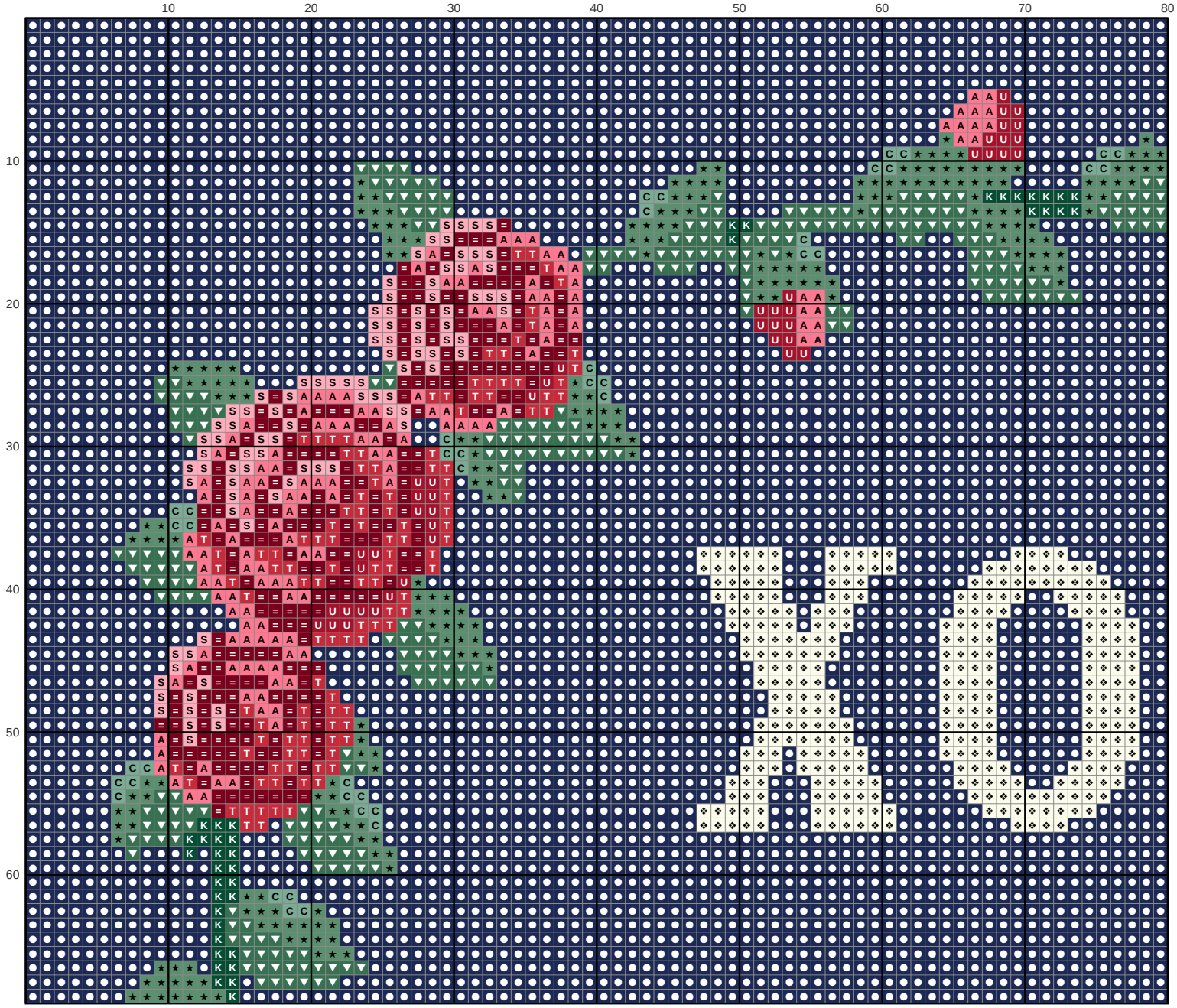

Key

- DMC 939 Very Dark Navy Blue
- DMC 501 Dark Blue Green
- DMC 502 Blue Green
- DMC 746 Off White
- DMC 814 Dark Garnet
- DMC 3705 Dark Melon
- DMC 321 Red
- DMC 3706 Medium Melon
- DMC 500 Very Dark Blue Green
- DMC 503 Medium Blue Green
- DMC 498 Dark Red

XOXO, two cats by the moon

Needlepoint pattern

Columns 81 to 160, rows 1 to 69. Gray squares: charted already, do not stitch again

This page is the dark part of the chart



Key

- **DMC 939** — Very Dark Navy Blue
- **DMC 501** — Dark Blue Green
- **DMC 502** — Blue Green
- **DMC 746** — Off White
- **DMC 814** — Dark Garnet
- **DMC 3705** — Dark Melon
- **DMC 321** — Red
- **DMC 3706** — Medium Melon
- **DMC 500** — Very Dark Blue Green
- **DMC 503** — Medium Blue Green
- **DMC 498** — Dark Red

XOXO, two cats by the moon

Needlepoint pattern

This page is the dark part of the chart



Columns 1 to 54, rows 70 to 160. Gray squares: charted already, do not stitch again



Key

- **DMC 939** Very Dark Navy Blue
- **DMC 931** Medium Antique Blue
- **DMC 310** Black
- **DMC 932** Light Antique Blue
- **DMC 501** Dark Blue Green
- **DMC 502** Blue Green
- **DMC 930** Dark Antique Blue
- **DMC 3078** Very Light Golden Yellow
- **DMC 3750** Very Dark Antique Blue
- **DMC 745** Light Pale Yellow
- **DMC 3705** Dark Melon
- **DMC 3752** Very Light Antique Blue
- **DMC 744** Pale Yellow
- **DMC 500** Very Dark Blue Green
- **DMC 3830** Terra Cotta
- **DMC 503** Medium Blue Green
- **DMC 3778** Light Terra Cotta
- **DMC 498** Dark Red
- **DMC 3777** Very Dark Terra Cotta
- **DMC 355** Dark Terra Cotta

XOXO, two cats by the moon

Needlepoint pattern

This page is the dark part of the chart

Columns 55 to 107, rows 70 to 160. Start at the red outline. Gray squares: charted already, do not stitch again



Key

- **DMC 939** Very Dark Navy Blue
- **DMC 931** Medium Antique Blue
- **DMC 310** Black
- **DMC 932** Light Antique Blue
- **X** **DMC 930** Dark Antique Blue
- **H** **DMC 3078** Very Light Golden Yellow
- **+** **DMC 3750** Very Dark Antique Blue
- **=** **DMC 814** Dark Garnet
- **Z** **DMC 745** Light Pale Yellow
- **A** **DMC 3705** Dark Melon
- **V** **DMC 3752** Very Light Antique Blue
- **T** **DMC 321** Red
- **N** **DMC 744** Pale Yellow

XOXO, two cats by the moon

Needlepoint pattern

This page is the dark part of the chart



Columns 108 to 160, rows 70 to 160. Gray squares: charted already, do not stitch again



Key

- **DMC 939** Very Dark Navy Blue
- **DMC 931** Medium Antique Blue
- **DMC 932** Light Antique Blue
- **DMC 501** Dark Blue Green
- **DMC 502** Blue Green
- **DMC 930** Dark Antique Blue
- **DMC 3750** Very Dark Antique Blue
- **DMC 814** Dark Garnet
- **DMC 745** Light Pale Yellow
- **DMC 3705** Dark Melon
- **DMC 3752** Very Light Antique Blue
- **DMC 321** Red
- **DMC 744** Pale Yellow
- **DMC 3706** Medium Melon
- **DMC 500** Very Dark Blue Green
- **DMC 3830** Terra Cotta
- **DMC 503** Medium Blue Green
- **DMC 3778** Light Terra Cotta
- **DMC 498** Dark Red
- **DMC 3777** Very Dark Terra Cotta
- **DMC 355** Dark Terra Cotta