Serif alphabet with strawberries

Needlepoint pattern | 182 x 182 stitches | 14 x 14 in (35.6 x 35.6 cm) on 13 mesh | 10 colors



Thread key

			stitches	yards	skeins of floss
●	**DMC 712**	Cream	25,724	244	38
■	**DMC 815**	Medium Garnet	1,827	18	3
▲	**DMC 3346**	Hunter Green	1,067	11	2
◆	**DMC 3345**	Dark Hunter Green	1,045	10	2
▼	**DMC 3733**	Dusty Rose	906	9	2
★	**DMC 3689**	Light Mauve	736	7	2
❖	**DMC 989**	Forest Green	620	6	1
X	**DMC 3347**	Medium Yellow Green	532	6	1
O	**DMC 347**	Very Dark Salmon	420	4	1
+	**DMC 3822**	Light Straw	247	3	1

One chart square is one tent stitch over one canvas intersection.

Cut the canvas at least 18 x 18 in (45.7 x 45.7 cm) for 13 mesh: the design and 2 in (5.1 cm) of margin on every side.

33,124 stitches in all. Start from the center: a red arrow above the chart marks the center column, and one to the left of it the center row. The arrows are on the pages those lines cross.

The chart is on 5 pages, each cut to what is stitched: bare canvas has no page, and a join falls on plain ground where it can. Pages 2 and 3 are turned on their side, for a part that is wider than it is tall. Where chart pages join, gray squares repeat two rows or columns. The small picture at the top of each chart page shows which part it is.

Thread: six-strand floss, 7 or 8 strands in the needle on 13 mesh (counted at 8), about 53 skeins of 8.7 yd in all. Or pearl cotton size 3, 1 strand, about 25 skeins of 16.4 yd; or tapestry wool, 1 strand, about 41 skeins of 8.7 yd; or Persian wool, 2 strands, about 31 skeins of 8 yd. Wool is numbered differently: match it by eye. Needle: tapestry, size 20.

Yards and skeins are estimates: the thread a stitch takes on the front and back of 13 mesh canvas, plus 30 percent, rounded up for each color (about 318 yards in all, as the thread lies in the needle).

Thread colors are approximate screen matches to DMC numbers. Check against real thread before you buy.

Make it a pillow: also have backing fabric, an insert the size of the stitching or an inch larger, and cord or piping for the edge. The seam takes the last two rows: stitch two extra rows all round, or keep the edge plain. "How to finish a pillow" is a guide linked from this pattern's page.

For your own stitching, gifts and handmade pieces you sell. Do not resell or share this PDF or copies of it.

Serif alphabet with strawberries

Needlepoint pattern

Chart 1 of 5: columns 1 to 91, rows 1 to 74

This page is the dark part of the chart



Key

- DMC 712 Cream
- DMC 815 Medium Garnet
- DMC 3346 Hunter Green
- DMC 3733 Dusty Rose
- DMC 3689 Light Mauve
- DMC 989 Forest Green
- DMC 3347 Medium Yellow Green
- DMC 347 Very Dark Salmon
- DMC 3822 Light Straw

Serif alphabet with strawberries

Needlepoint pattern

Chart 2 of 5: columns 92 to 182, rows 1 to 74; gray squares repeat columns 90 and 91

This page is the dark part of the chart



Key

- DMC 712 Cream
- DMC 815 Medium Garnet
- DMC 3346 Hunter Green
- DMC 3733 Dusty Rose
- DMC 3689 Light Mauve
- DMC 989 Forest Green
- DMC 3347 Medium Yellow Green
- DMC 347 Very Dark Salmon
- DMC 3822 Light Straw

Serif alphabet with strawberries

Needlepoint pattern

Chart 3 of 5: columns 1 to 61, rows 75 to 182; gray squares repeat rows 73 and 74

This page is the dark part of the chart



Key

- DMC 712 Cream
- DMC 815
- DMC 3346
- DMC 3345
- DMC 3733
- DMC 3689
- DMC 989
- DMC 3347
- DMC 347
- DMC 3822

Serif alphabet with strawberries

Needlepoint pattern

This page is the dark part of the chart

Chart 4 of 5: columns 62 to 122, rows 75 to 182; gray squares repeat columns 60 and 61 and rows 73 and 74



Key

- DMC 712
- DMC 815
- DMC 3346
- DMC 3345
- DMC 3733
- DMC 3689
- DMC 989
- DMC 3347
- DMC 347
- DMC 3822

Serif alphabet with strawberries

Needlepoint pattern

This page is the dark part of the chart

Chart 5 of 5: columns 123 to 182, rows 75 to 182; gray squares repeat columns 121 and 122 and rows 73 and 74



Key

- DMC 712 Cream
- DMC 815
- DMC 3346
- DMC 3345
- DMC 3733
- DMC 3689
- DMC 989
- DMC 3347
- DMC 347
- DMC 3822