Tartan mini stocking with a Westie

Needlepoint pattern | 72 x 108 stitches | 4 x 6 in (10.2 x 15.2 cm) on 18 mesh | 14 colors



How to stitch it



1. Each square is one tent stitch, up at 1, down at 2. Lines in continental, right to left, the canvas upside down for the next row; wide areas in basketweave.
2. Cut 18 in of thread. Start and end it without a knot left behind.
3. Mark the crossing
   2 in from the top and right edges of the canvas.
   It is the outlined square, top right of page 2, column 72, row 1 (DMC 154): start there.
   Count threads, not holes.
4. Go on downward, background as you go. Gray squares are on two pages: stitch them once. Empty squares stay bare.
5. Last, two more rows all round in DMC 154: the seam hides them. Ask your finisher first.

First time? How to needlepoint: flossfield.com/needlepoint/guides/how-to-start/
How to read a chart: flossfield.com/needlepoint/guides/how-to-read-a-chart/

What you need

Canvas: blank mono canvas, 18 mesh (18 threads to the inch), cut 8.5 in wide x 10.5 in high (21.6 x 26.7 cm).

Needle: blunt tapestry, size 22. Also masking tape for the cut edges, and small scissors.

Thread: six-strand floss, 14 colors, about 15 skeins in all (an estimate). Stitch with 4 strands (5 or 6 if canvas shows).

Make it a stocking: a finisher, who backs and lines it (ask months before Christmas), or backing, lining, cord and a loop to sew it up yourself. No room for a name: hang a tag. How to finish a stocking.

Thread list, DMC

			stitches	skeins
●	**498**	Dark Red	908	1
■	**154**	Very Dark Grape	691	2
▲	**3818**	Ultra Very Dark Emerald Green	645	1
◆	**823**	Dark Navy Blue	633	1
▼	**BLANC**	White	585	1
★	**644**	Medium Beige Gray	472	1
❖	**729**	Medium Old Gold	453	1
X	**3024**	Very Light Brown Gray	364	1
H	**321**	Red	210	1
+	**648**	Light Beaver Gray	194	1
=	**310**	Black	81	1
Z	**646**	Dark Beaver Gray	54	1
A	**702**	Kelly Green	47	1
V	**152**	Medium Light Shell Pink	33	1

Skeins are estimates, with the two extra rows: the thread a stitch takes on the front and back of 18 mesh canvas, plus 30 percent, rounded up for each color.

Thread colors are approximate screen matches to DMC numbers. Check against real thread before you buy.

For your own stitching, gifts and handmade pieces you sell. Do not resell or share this PDF or copies of it.

Tartan mini stocking with a Westie Needlepoint pattern

This page is the dark part of the chart

Columns 32 to 72, rows 1 to 54. Start at the red outline



Key

- **DMC 498** Dark Red
- **DMC 154** Very Dark Grape
- **DMC 3818** Ultra Very Dark Emerald Green
- **DMC 823** Dark Navy Blue
- **DMC BLANC** White
- **DMC 644** Medium Beige Gray
- **DMC 729** Medium Old Gold
- **DMC 3024** Very Light Brown Gray
- **DMC 321** Red
- **DMC 648** Light Beaver Gray
- **DMC 310** Black
- **DMC 152** Medium Light Shell Pink

Tartan mini stocking with a Westie

Needlepoint pattern

Columns 1 to 72, rows 55 to 108. Gray squares: charted already, do not stitch again

This page is the dark part of the chart



Key

- **DMC 498** Dark Red
- **DMC 154** Very Dark Grape
- **DMC 3818** Ultra Very Dark Emerald Green
- **DMC 823** Dark Navy Blue
- **DMC BLANC** White
- **DMC 644** Medium Beige Gray
- **DMC 729** Medium Old Gold
- **DMC 3024** Very Light Brown Gray
- **DMC 321** Red
- **DMC 648** Light Beaver Gray
- **DMC 310** Black
- **DMC 646** Dark Beaver Gray
- **DMC 702** Kelly Green
- **DMC 152** Medium Light Shell Pink