Black tattersall with a pheasant

Needlepoint pattern | 160 x 120 stitches | 16 x 12 in (40.6 x 30.5 cm) on 10 mesh | 24 colors



How to stitch it



1. Each square is one tent stitch, up at 1, down at 2. Lines in continental, right to left, the canvas upside down for the next row; wide areas in basketweave.
2. Cut 18 in of thread. Start and end it without a knot left behind.
3. Mark the middle of the canvas. It is the outlined square on page 2, column 80, row 60 (DMC 3371): start there. Count threads, not holes.
4. Go on from it: picture first, background last. Gray squares are on two pages: stitch them once.
5. Last, two more rows all round, each stitch in the color it lies beside: the seam hides them.

First time? How to needlepoint: flossfield.com/needlepoint/guides/how-to-start/
How to read a chart: flossfield.com/needlepoint/guides/how-to-read-a-chart/

What you need

Canvas: blank mono canvas, 10 mesh (10 threads to the inch), cut 20.5 in wide x 16.5 in high (52.1 x 41.9 cm).

Needle: blunt tapestry, size 18. Also masking tape for the cut edges, and small scissors.

Thread: pearl cotton size 3, 24 colors, about 46 skeins in all (an estimate). Stitch with 2 lengths together.

Make it a pillow: backing fabric, an insert the size of the stitching or an inch larger, and cord or piping for the edge. How to finish a pillow.

Thread list, DMC

			stitches	skeins
●	310	Black	9,364	16
■	801	Dark Coffee Brown	2,368	4
▲	3790	Ultra Dark Beige Gray	1,694	3
◆	3371	Black Brown	1,506	3
▼	920	Medium Copper	531	1
★	437	Light Tan	523	1
❖	921	Copper	478	1
X	977	Light Golden Brown	449	1
H	841	Light Beige Brown	431	1
+	433	Medium Brown	402	1
=	927	Light Gray Green	265	1
Z	739	Ultra Very Light Tan	250	1
A	400	Dark Mahogany	187	1
V	991	Dark Aquamarine	153	1
T	926	Medium Gray Green	101	1
N	3768	Dark Gray Green	95	1
S	BLANC	White	94	1
K	500	Very Dark Blue Green	66	1
E	333	Very Dark Blue Violet	63	1
C	992	Light Aquamarine	57	1
P	666	Bright Red	46	1
U	415	Pearl Gray	44	1
L	321	Red	31	1
2	725	Medium Light Topaz	2	1

Skeins are estimates, with the two extra rows: the thread a stitch takes on the front and back of 10 mesh canvas, plus 30 percent, rounded up for each color.

Thread colors are approximate screen matches to DMC numbers. Check against real thread before you buy.

For your own stitching, gifts and handmade pieces you sell. Do not resell or share this PDF or copies of it.

Black tattersall with a pheasant Needlepoint pattern

Columns 1 to 84, rows 1 to 64. Start at the red outline

This page is the dark part of the chart



Key

- DMC 310 Black
- DMC 801
- DMC 3790
- DMC 3371
- DMC 920
- DMC 437 Light Tan
- DMC 921 Copper
- DMC 977
- DMC 841
- DMC 433
- DMC 927
- DMC 739
- DMC 400
- DMC 991
- DMC 926
- DMC 3768
- DMC BLANC White
- DMC 500
- DMC 333
- DMC 992
- DMC 666 Bright Red
- DMC 415 Pearl Gray
- DMC 321 Red
- DMC 725

Black tattersall with a pheasant Needlepoint pattern

Columns 85 to 160, rows 1 to 64. Gray squares: charted already, do not stitch again

This page is the dark part of the chart



Key

- **DMC 310** Black
- **DMC 801** Dark Coffee Brown
- **DMC 3790** Ultra Dark Beige Gray
- **DMC 3371** Black Brown
- **DMC 920** Medium Copper
- **DMC 437** Light Tan
- **DMC 921** Copper
- **H** **DMC 841** Light Beige Brown
- **+** **DMC 433** Medium Brown
- **=** **DMC 927** Light Gray Green
- **Z** **DMC 739** Ultra Very Light Tan
- **T** **DMC 926** Medium Gray Green
- **N** **DMC 3768** Dark Gray Green

Black tattersall with a pheasant Needlepoint pattern

Columns 1 to 84, rows 65 to 120. Gray squares: charted already, do not stitch again

This page is the dark part of the chart

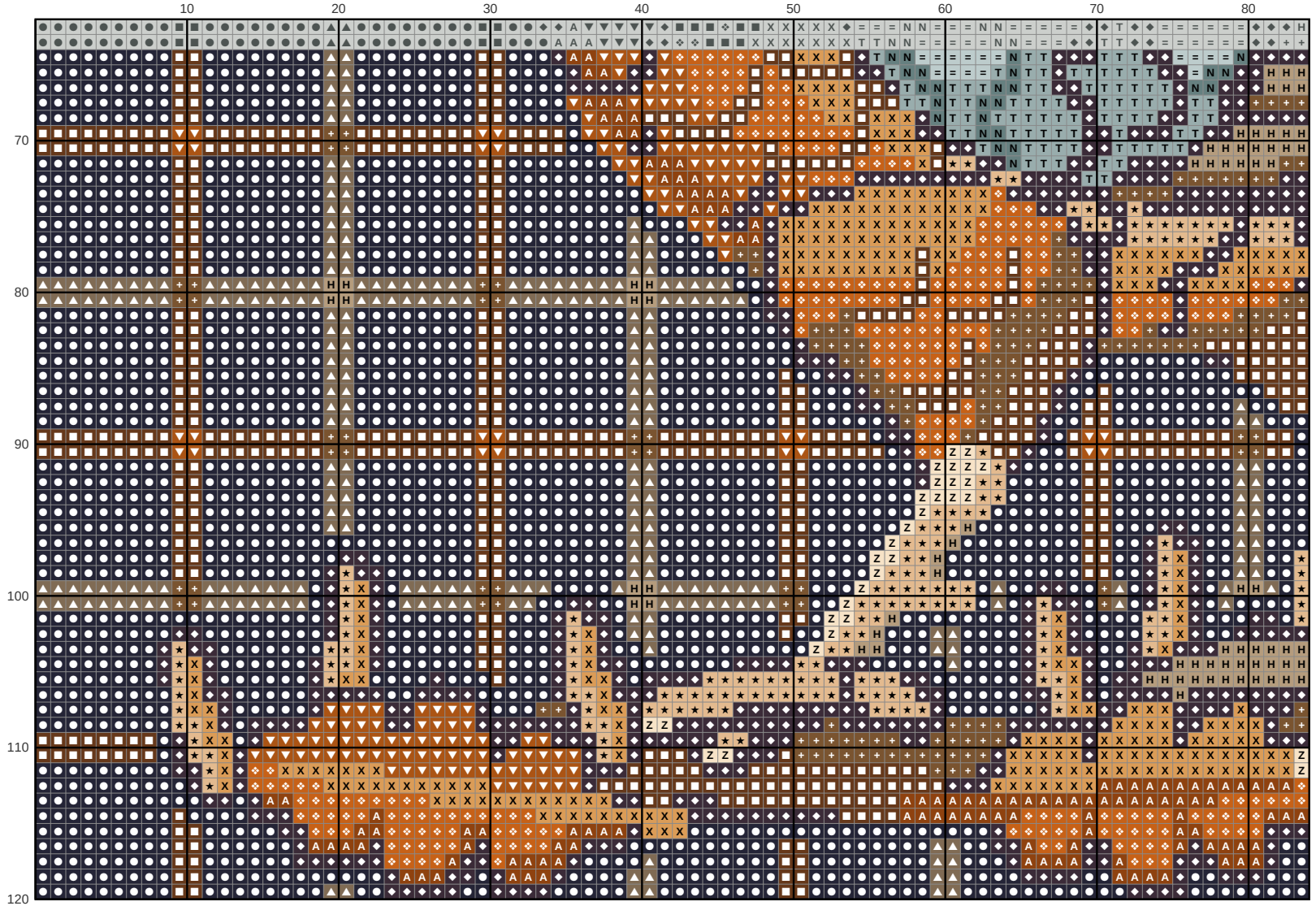

Key

- **DMC 310** Black
- **DMC 801** Dark Coffee Brown
- **DMC 3790** Ultra Dark Beige Gray
- **DMC 3371** Black Brown
- **DMC 920** Medium Copper
- **DMC 437** Light Tan
- **DMC 921** Copper
- **DMC 977** Light Golden Brown
- **DMC 841** Light Beige Brown
- **DMC 433** Medium Brown
- **DMC 927** Light Gray Green
- **DMC 739** Ultra Very Light Tan
- **DMC 400** Dark Mahogany
- **DMC 926** Medium Gray Green
- **DMC 3768** Dark Gray Green

Black tattersall with a pheasant Needlepoint pattern

Columns 85 to 160, rows 65 to 120. Gray squares: charted already, do not stitch again

This page is the dark part of the chart



Key

- **DMC 310** Black
- **DMC 801** Dark Coffee Brown
- **DMC 3790** Ultra Dark Beige Gray
- **DMC 3371** Black Brown
- **DMC 920** Medium Copper
- **DMC 437** Light Tan
- **DMC 921** Copper
- **DMC 977** Light Golden Brown
- **DMC 841** Light Beige Brown
- **DMC 433** Medium Brown
- **DMC 739** Ultra Very Light Tan
- **DMC 400** Dark Mahogany