# Cactus pillow, three kilim medallions

Needlepoint pattern | 130 x 91 stitches | 10 x 7 in (25.4 x 17.8 cm) on 13 mesh | 9 colors



## How to stitch it




1. Each square is one tent stitch, up at 1, down at 2. Lines in continental, right to left, the canvas upside down for the next row; wide areas in basketweave.
2. Cut 18 in of thread. Start and end it without a knot left behind.
3. Mark the middle of the canvas. It is the outlined square on page 2, column 65, row 46 (DMC 520): start there. Count threads, not holes.
4. Go on from it: picture first, background last. Gray squares are on two pages: stitch them once.
5. Last, two more rows all round, each stitch in the color it lies beside: the seam hides them.

First time? How to needlepoint: flossfield.com/needlepoint/guides/how-to-start/
How to read a chart: flossfield.com/needlepoint/guides/how-to-read-a-chart/

## What you need

**Canvas:** blank mono canvas, 13 mesh (13 threads to the inch), cut 14.5 in wide x 11.5 in high (36.8 x 29.2 cm).

**Needle:** blunt tapestry, size 20. Also masking tape for the cut edges, and small scissors.

**Thread:** six-strand floss, 9 colors, about 23 skeins in all (an estimate). Stitch with 7 strands (8 if canvas shows).

**Make it a pillow:** backing fabric, an insert the size of the stitching or an inch larger, and cord or piping for the edge. How to finish a pillow.

## Thread list

| | | | stitches | skeins of floss |
|---|---|---|---|---|
| ● | **DMC 3830** | Terra Cotta | 3,464 | 6 |
| ■ | **DMC 3799** | Very Dark Pewter Gray | 2,606 | 4 |
| ▲ | **DMC 739** | Ultra Very Light Tan | 2,400 | 4 |
| ◆ | **DMC 523** | Light Fern Green | 1,832 | 3 |
| ▼ | **DMC 224** | Very Light Shell Pink | 700 | 2 |
| ★ | **DMC 355** | Dark Terra Cotta | 416 | 1 |
| ❖ | **DMC 437** | Light Tan | 228 | 1 |
| X | **DMC 520** | Dark Fern Green | 98 | 1 |
| H | **DMC 223** | Light Shell Pink | 86 | 1 |

Skeins are estimates, with the two extra rows: the thread a stitch takes on the front and back of 13 mesh canvas, plus 30 percent, rounded up for each color.

Thread colors are approximate screen matches to DMC numbers. Check against real thread before you buy.

For your own stitching, gifts and handmade pieces you sell. Do not resell or share this PDF or copies of it.

# Cactus pillow, three kilim medallions

Needlepoint pattern

This page is the dark part of the chart

Columns 1 to 65, rows 1 to 91. Start at the red outline




## Key

- **DMC 3830** Terra Cotta
- **DMC 3799** Very Dark Pewter Gray
- **DMC 739** Ultra Very Light Tan
- **DMC 523** Light Fern Green
- **DMC 224** Very Light Shell Pink
- **DMC 355** Dark Terra Cotta
- **DMC 437** Light Tan
- **DMC 520** Dark Fern Green
- **DMC 223** Light Shell Pink

# Cactus pillow, three kilim medallions

Needlepoint pattern

This page is the dark part of the chart

Columns 66 to 130, rows 1 to 91. Gray squares: charted already, do not stitch again




## Key

- **DMC 3830** Terra Cotta
- **DMC 3799** Very Dark Pewter Gray
- **DMC 739** Ultra Very Light Tan
- **DMC 523** Light Fern Green
- **DMC 224** Very Light Shell Pink
- **DMC 355** Dark Terra Cotta
- **DMC 437** Light Tan
- **DMC 520** Dark Fern Green
- **DMC 223** Light Shell Pink