Plain alphabet in a tile border

Needlepoint pattern | 182 x 182 stitches | 14 x 14 in (35.6 x 35.6 cm) on 13 mesh | 8 colors



How to read the chart



1. Each square is one tent stitch, up at 1, down at 2: basketweave for the background, continental for lines.
2. Bind the edges. Cut 18 in of thread; start and end it without a knot left behind.
3. Mark the middle of the canvas. It is the outlined square on page 3 (DMC BLANC): start there. Count threads, not holes.
4. Picture first, then border, background last. Gray squares are on two pages: stitch them once.
5. A heavier line stands every ten squares: count by them.
6. When it is done, block it square.

flossfield.com/needlepoint/guides/how-to-read-a-chart/

You will need

Canvas: blank mono canvas, 13 mesh (13 threads to the inch), cut 18 x 18 in (45.7 x 45.7 cm).

Needle: tapestry, size 20. Also masking tape for the cut edges, and small scissors.

Thread: six-strand floss, 7 strands in the needle, six of one length and one of the next (8 if canvas shows), about 52 skeins in all (an estimate).

Make it a pillow: backing fabric, an insert the size of the stitching or an inch larger, and cord or piping for the edge. The seam takes two rows: stitch two extra rows all round in DMC 3809, the color at its edge. With those rows it takes 9 skeins of DMC 3809, not 7. How to finish a pillow.

Thread list

			stitches	skeins of floss
●	**DMC BLANC**	White	17,034	25
□	**DMC 3809**	Very Dark Turquoise	4,562	7
▲	**DMC 939**	Very Dark Navy Blue	3,596	6
◆	**DMC 3830**	Terra Cotta	2,751	4
▼	**DMC 3811**	Very Light Turquoise	1,537	3
★	**DMC 597**	Turquoise	1,496	3
❖	**DMC 3823**	Ultra Pale Yellow	1,480	3
X	**DMC 3821**	Straw	668	1

Skeins are estimates: the thread a stitch takes on the front and back of 13 mesh canvas, plus 30 percent, rounded up for each color.

Thread colors are approximate screen matches to DMC numbers. Check against real thread before you buy.

For your own stitching, gifts and handmade pieces you sell. Do not resell or share this PDF or copies of it.

Plain alphabet in a tile border

Needlepoint pattern

This page is the dark part of the chart

Chart 1 of 6: columns 1 to 61, rows 1 to 91



Key

- **DMC BLANC** White
- **DMC 3809** Very Dark Turquoise
- **DMC 939** Very Dark Navy Blue
- **DMC 3830** Terra Cotta
- **DMC 3811** Very Light Turquoise
- **DMC 597** Turquoise
- **DMC 3823** Ultra Pale Yellow
- **DMC 3821** Straw

Plain alphabet in a tile border

Needlepoint pattern

This page is the dark part of the chart

Chart 2 of 6: columns 62 to 122, rows 1 to 91. Start at the red outline. Gray squares repeat columns 60 and 61: do not stitch them twice

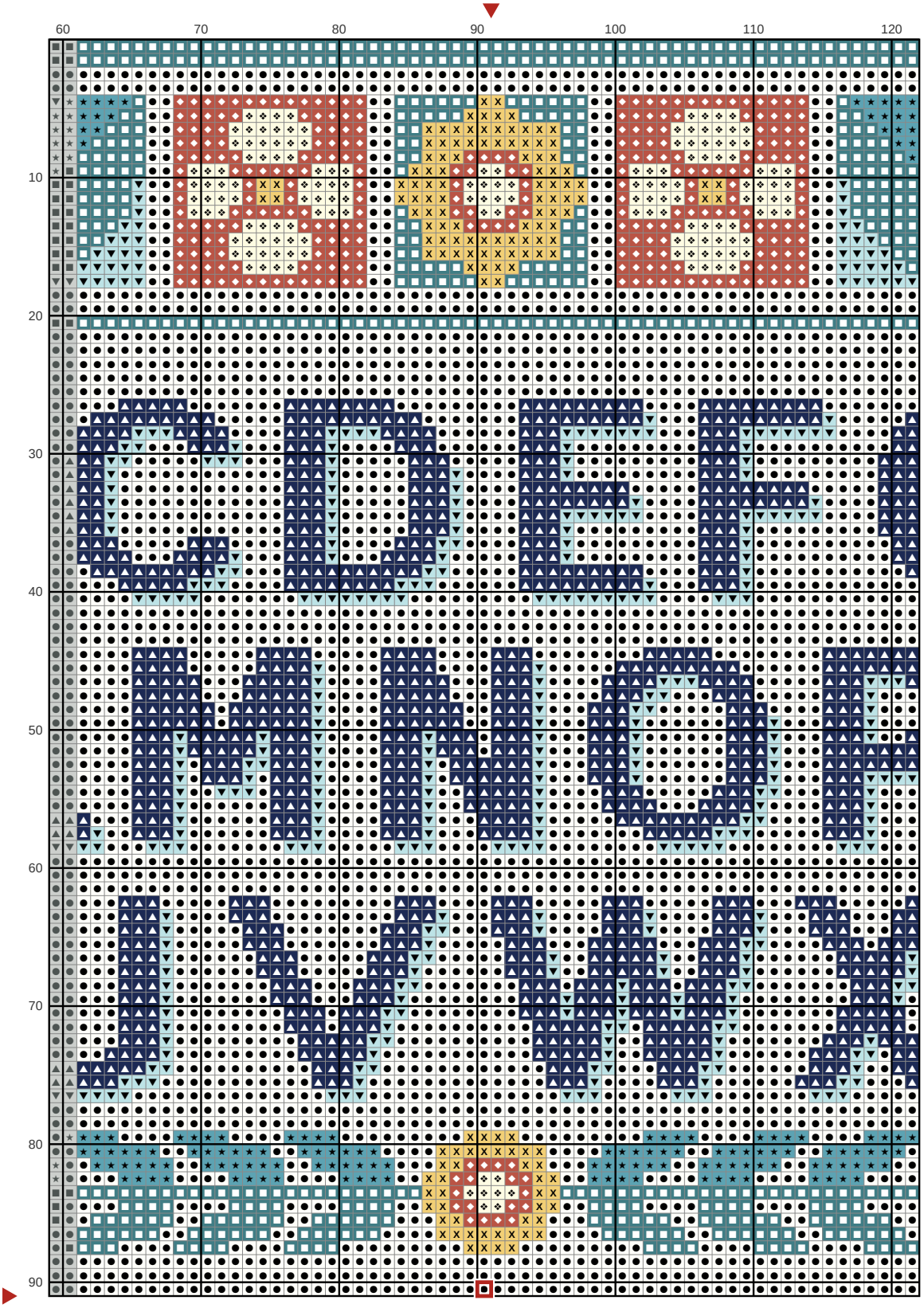

Key

- ● **DMC BLANC** White
- ◆ **DMC 3830** Terra Cotta
- ❖ **DMC 3823** Ultra Pale Yellow
- ■ **DMC 3809** Very Dark Turquoise
- ▼ **DMC 3811** Very Light Turquoise
- X **DMC 3821** Straw
- ▲ **DMC 939** Very Dark Navy Blue
- ★ **DMC 597** Turquoise

Plain alphabet in a tile border

Needlepoint pattern

Chart 3 of 6: columns 123 to 182, rows 1 to 91. Gray squares repeat columns 121 and 122: do not stitch them twice



Key

- ● **DMC BLANC** White
- ◆ **DMC 3830** Terra Cotta
- ❖ **DMC 3823** Ultra Pale Yellow
- ■ **DMC 3809** Very Dark Turquoise
- ▼ **DMC 3811** Very Light Turquoise
- X **DMC 3821** Straw
- ▲ **DMC 939** Very Dark Navy Blue
- ★ **DMC 597** Turquoise

Plain alphabet in a tile border

Needlepoint pattern

This page is the dark part of the chart



Chart 4 of 6: columns 1 to 61, rows 92 to 182. Gray squares repeat rows 90 and 91: do not stitch them twice

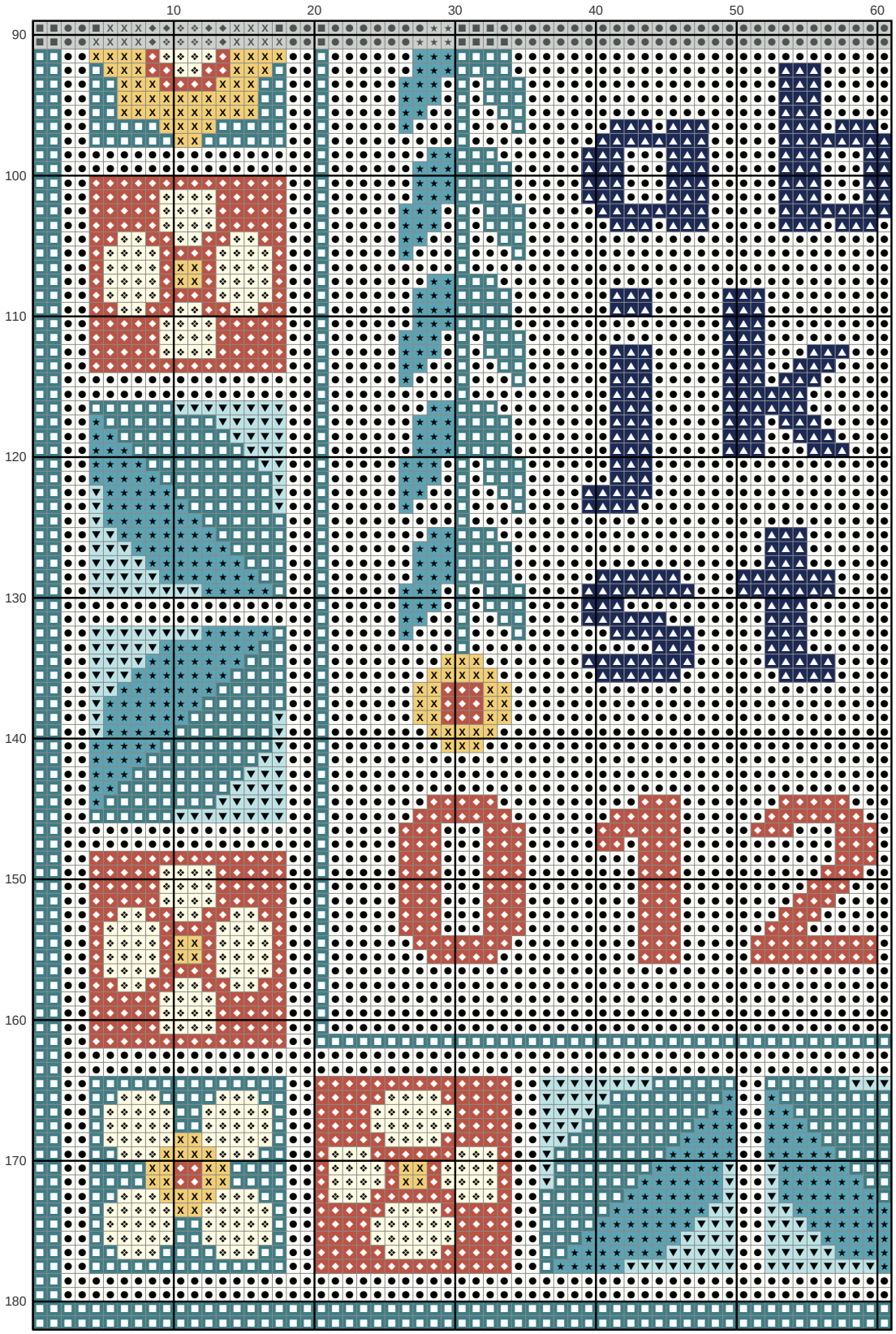

Key

- **DMC BLANC** White
- **DMC 3809** Very Dark Turquoise
- **DMC 939** Very Dark Navy Blue
- **DMC 3830** Terra Cotta
- **DMC 3811** Very Light Turquoise
- **DMC 597** Turquoise
- **DMC 3823** Ultra Pale Yellow
- **DMC 3821** Straw

Plain alphabet in a tile border

Needlepoint pattern

This page is the dark part of the chart

Chart 5 of 6: columns 62 to 122, rows 92 to 182. Gray squares repeat columns 60 and 61 and rows 90 and 91: do not stitch them twice

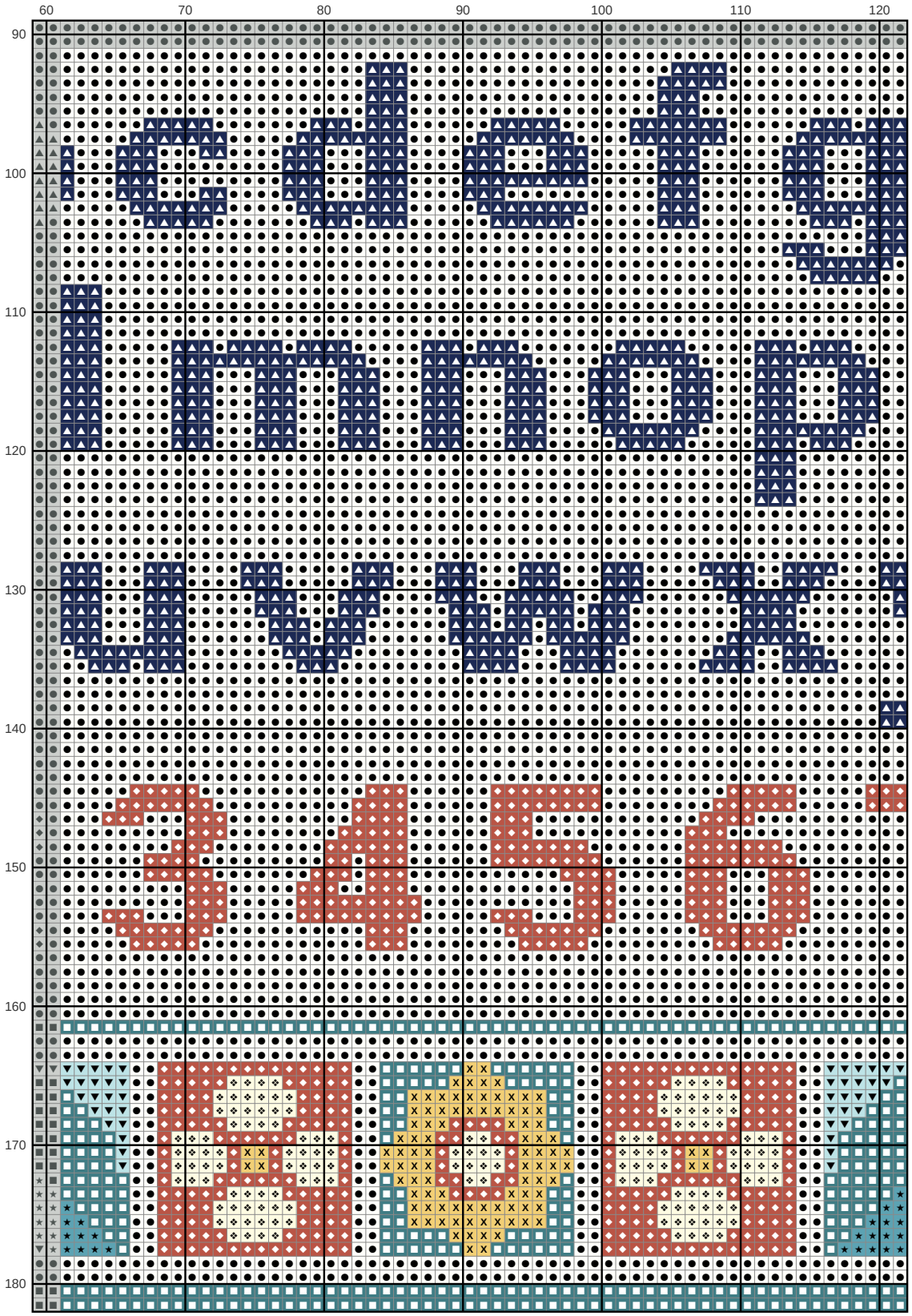

Key

- DMC BLANC — White
- DMC 3809 — Very Dark Turquoise
- DMC 939 — Very Dark Navy Blue
- DMC 3830 — Terra Cotta
- DMC 3811 — Very Light Turquoise
- DMC 597 — Turquoise
- DMC 3823 — Ultra Pale Yellow
- DMC 3821 — Straw

Plain alphabet in a tile border

Needlepoint pattern

This page is the dark part of the chart

Chart 6 of 6: columns 123 to 182, rows 92 to 182. Gray squares repeat columns 121 and 122 and rows 90 and 91: do not stitch them twice



Key

- DMC BLANC — White
- DMC 3809 — Very Dark Turquoise
- DMC 939 — Very Dark Navy Blue
- DMC 3830 — Terra Cotta
- DMC 3811 — Very Light Turquoise
- DMC 597 — Turquoise
- DMC 3823 — Ultra Pale Yellow
- DMC 3821 — Straw