Running fox on a toile ground

Needlepoint pattern | 160 x 120 stitches | 16 x 12 in (40.6 x 30.5 cm) on 10 mesh | 8 colors



How to stitch it



1. Each square is one tent stitch, up at 1, down at 2. Lines in continental, right to left, the canvas upside down for the next row; wide areas in basketweave.
2. Cut 18 in of thread. Start and end it without a knot left behind.
3. Mark the middle of the canvas. It is the outlined square on page 2, column 80, row 60 (DMC 3778): start there. Count threads, not holes.
4. Go on from it: picture first, background last. Gray squares are on two pages: stitch them once.
5. Last, two more rows all round, each stitch in the color it lies beside: the seam hides them.

First time? How to needlepoint: flossfield.com/needlepoint/guides/how-to-start/
How to read a chart: flossfield.com/needlepoint/guides/how-to-read-a-chart/

What you need

Canvas: blank mono canvas, 10 mesh (10 threads to the inch), cut 20.5 in wide x 16.5 in high (52.1 x 41.9 cm).

Needle: blunt tapestry, size 18. Also masking tape for the cut edges, and small scissors.

Thread: pearl cotton size 3, 8 colors, about 35 skeins in all (an estimate). Stitch with 2 lengths together.

Make it a pillow: backing fabric, an insert the size of the stitching or an inch larger, and cord or piping for the edge. How to finish a pillow.

Thread list

			stitches	skeins of pearl
●	**DMC 225**	Ultra Very Light Shell Pink	5,700	9
■	**DMC 712**	Cream	4,971	9
▲	**DMC 3778**	Light Terra Cotta	2,138	4
◆	**DMC 3857**	Dark Rosewood	1,905	4
▼	**DMC 758**	Very Light Terra Cotta	1,743	3
★	**DMC 3830**	Terra Cotta	1,702	3
❖	**DMC 3777**	Very Dark Terra Cotta	1,040	2
X	**DMC BLANC**	White	1	1

Skeins are estimates, with the two extra rows: the thread a stitch takes on the front and back of 10 mesh canvas, plus 30 percent, rounded up for each color.

Thread colors are approximate screen matches to DMC numbers. Check against real thread before you buy.

For your own stitching, gifts and handmade pieces you sell. Do not resell or share this PDF or copies of it.

Running fox on a toile ground

Needlepoint pattern

Columns 1 to 84, rows 1 to 64. Start at the red outline

This page is the dark part of the chart



Key

- DMC 225 — Ultra Very Light Shell Pink
- DMC 712 — Cream
- DMC 3778 — Light Terra Cotta
- DMC 3857 — Dark Rosewood
- DMC 758 — Very Light Terra Cotta
- DMC 3830 — Terra Cotta
- DMC 3777 — Very Dark Terra Cotta
- DMC BLANC — White

Running fox on a toile ground

Needlepoint pattern

Columns 85 to 160, rows 1 to 64. Gray squares: charted already, do not stitch again

This page is the dark part of the chart



Key

- **DMC 225** Ultra Very Light Shell Pink
- **DMC 712** Cream
- **DMC 3778** Light Terra Cotta
- **DMC 3857** Dark Rosewood
- **DMC 758** Very Light Terra Cotta
- **DMC 3830** Terra Cotta
- **DMC 3777** Very Dark Terra Cotta

Running fox on a toile ground

Needlepoint pattern

Columns 1 to 84, rows 65 to 120. Gray squares: charted already, do not stitch again

This page is the dark part of the chart

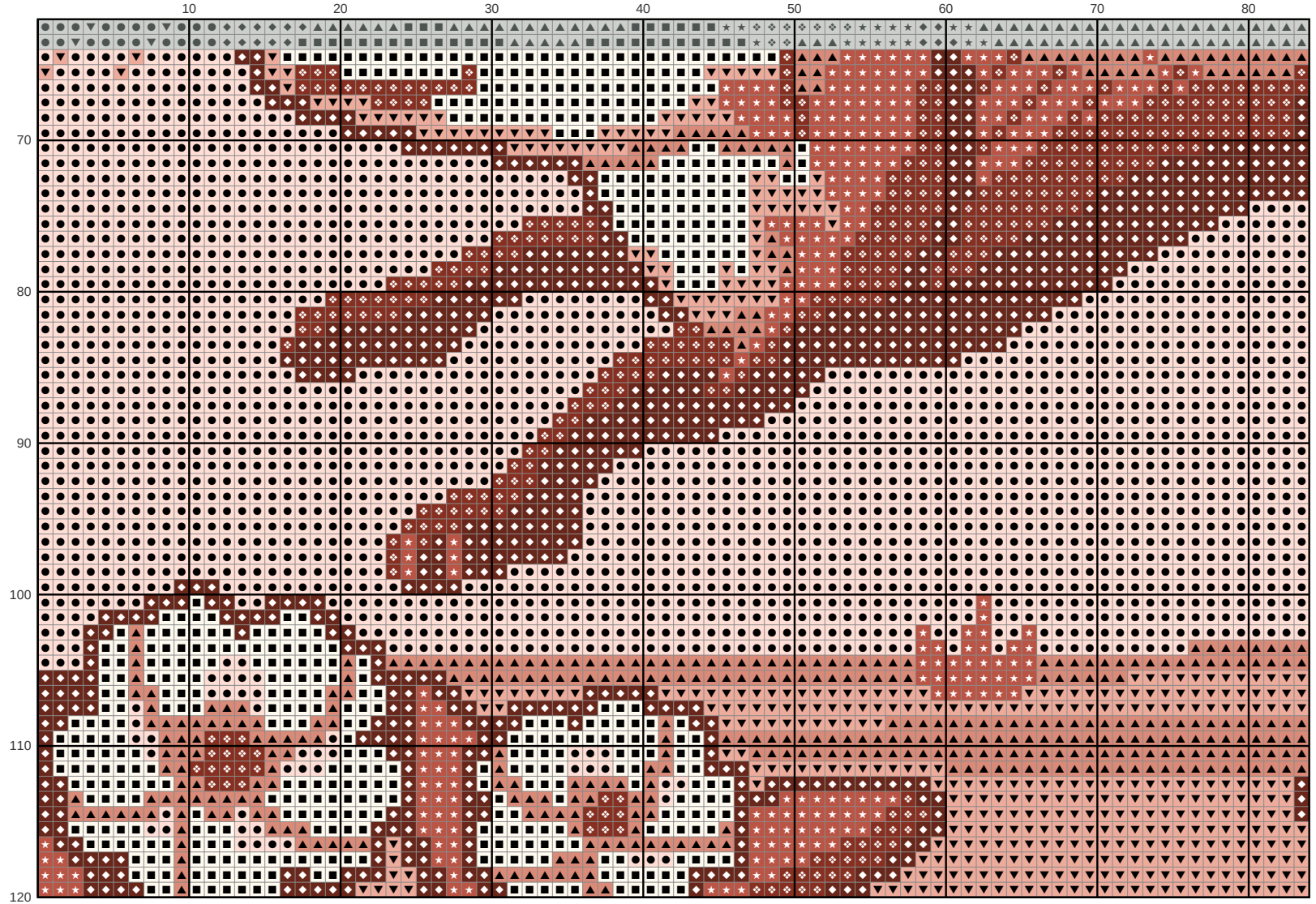

Key

- ● **DMC 225** Ultra Very Light Shell Pink
- ■ **DMC 712** Cream
- ▲ **DMC 3778** Light Terra Cotta
- ◆ **DMC 3857** Dark Rosewood
- ▼ **DMC 758** Very Light Terra Cotta
- ★ **DMC 3830** Terra Cotta
- ❖ **DMC 3777** Very Dark Terra Cotta

Running fox on a toile ground

Needlepoint pattern

Columns 85 to 160, rows 65 to 120. Gray squares: charted already, do not stitch again

This page is the dark part of the chart

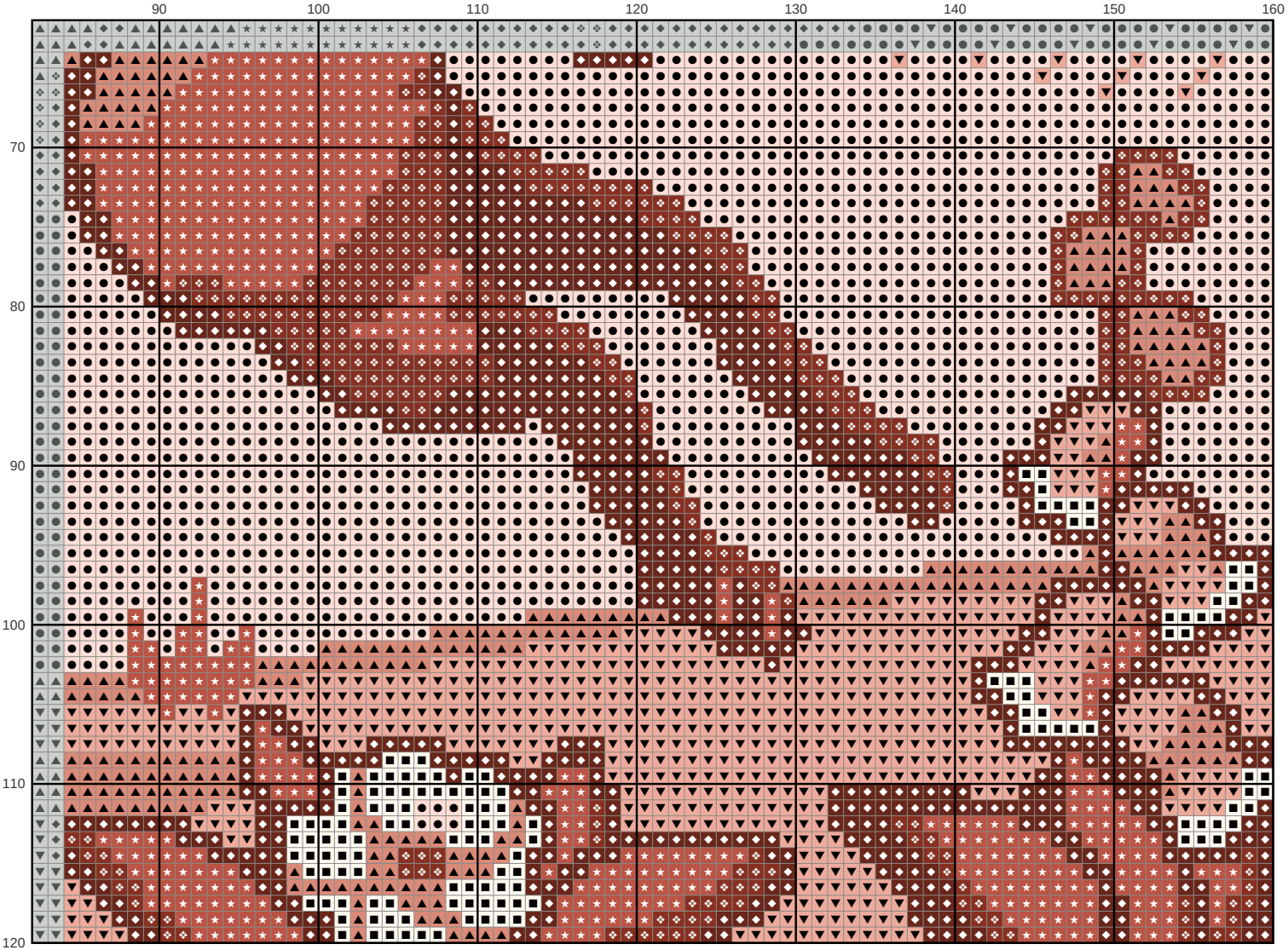

Key

- **DMC 225** Ultra Very Light Shell Pink
- **DMC 712** Cream
- **DMC 3778** Light Terra Cotta
- **DMC 3857** Dark Rosewood
- **DMC 758** Very Light Terra Cotta
- **DMC 3830** Terra Cotta
- **DMC 3777** Very Dark Terra Cotta