Longhorn cattle cummerbund at sunset

Needlepoint pattern | 180 x 72 stitches | 10 x 4 in (25.4 x 10.2 cm) on 18 mesh | 16 colors



Thread key, DMC

			stitches	yards	skeins
●	**327**	Dark Violet	2,159	15	2
■	**3854**	Medium Autumn Gold	1,391	10	2
▲	**3835**	Medium Grape	1,325	10	2
◆	**920**	Medium Copper	1,229	9	1
▼	**918**	Dark Red Copper	997	7	1
★	**712**	Cream	913	7	1
❖	**3687**	Mauve	663	5	1
X	**3778**	Light Terra Cotta	647	5	1
O	**352**	Light Coral	605	5	1
+	**3371**	Black Brown	544	4	1
=	**778**	Very Light Antique Mauve	508	4	1
Z	**936**	Very Dark Avocado Green	470	4	1
A	**745**	Light Pale Yellow	413	3	1
V	**3857**	Dark Rosewood	411	3	1
T	**470**	Light Avocado Green	403	3	1
N	**922**	Light Copper	282	2	1

One chart square is one tent stitch over one canvas intersection.

Cut the canvas at least 14 x 8 in (35.6 x 20.3 cm) for 18 mesh: the design and 2 in (5.1 cm) of margin on every side.

12,960 stitches in all. Start from the center: a red arrow above the chart marks the center column, and one to the left of it the center row. The arrows are on the pages those lines cross.

The chart is divided evenly over 2 pages. Pages 2 and 3 are turned on their side, for a part that is wider than it is tall. Where chart pages join, gray squares repeat two columns. The small picture at the top of each chart page shows which part it is.

Thread: six-strand floss, 4 to 6 strands in the needle on 18 mesh (counted at 6), about 19 skeins of 8.7 yd in all. Or pearl cotton size 5, 1 strand, about 16 skeins of 27.3 yd; or Persian wool, 1 strand, about 16 skeins of 8 yd. Wool is numbered differently: match it by eye. Needle: tapestry, size 22.

Yards and skeins are estimates: the thread a stitch takes on the front and back of 18 mesh canvas, plus 30 percent, rounded up for each color (about 96 yards in all, as the thread lies in the needle).

Thread colors are approximate screen matches to DMC numbers. Check against real thread before you buy.

When it is stitched: also have a finisher, or the fabric and cord to make it up yourself. Ask before you stitch the edge: some finishes take extra rows. "Ways to finish needlepoint" is a guide linked from this pattern's page.

For your own stitching, gifts and handmade pieces you sell. Do not resell or share this PDF or copies of it.

Longhorn cattle cummerbund at sunset

Needlepoint pattern

Chart 1 of 2: columns 1 to 90, rows 1 to 72

This page is the dark part of the chart



Key

- DMC 327 Dark Violet
- DMC 3854 Medium Autumn Gold
- DMC 3835 Medium Grape
- DMC 920 Medium Copper
- DMC 918 Dark Red Copper
- DMC 712 Cream
- DMC 3687 Mauve
- DMC 3778 Light Terra Cotta
- DMC 352 Light Coral
- DMC 3371 Black Brown
- DMC 778 Very Light Antique Mauve
- DMC 936 Very Dark Avocado Green
- DMC 745 Light Pale Yellow
- DMC 3857 Dark Rosewood
- DMC 470 Light Avocado Green
- DMC 922 Light Copper

Longhorn cattle cummerbund at sunset

Needlepoint pattern

This page is the dark part of the chart

Chart 2 of 2: columns 91 to 180, rows 1 to 72; gray squares repeat columns 89 and 90



Key

- DMC 327 Dark Violet
- DMC 3854 Medium Autumn Gold
- DMC 3835 Medium Grape
- DMC 920 Medium Copper
- DMC 918 Dark Red Copper
- DMC 712 Cream
- DMC 3687 Mauve
- DMC 3778 Light Terra Cotta
- DMC 352 Light Coral
- DMC 3371 Black Brown
- DMC 778 Very Light Antique Mauve
- DMC 936 Very Dark Avocado Green
- DMC 745 Light Pale Yellow
- DMC 3857 Dark Rosewood
- DMC 470 Light Avocado Green
- DMC 922 Light Copper