National parks towel band

Needlepoint pattern | 180 x 60 stitches | 10 x 3.3 in (25.4 x 8.5 cm) on 18 mesh | 12 colors



How to stitch it



1. Each square is one tent stitch, up at 1, down at 2. Lines in continental, right to left, the canvas upside down for the next row; wide areas in basketweave.
2. Cut 18 in of thread. Start and end it without a knot left behind.
3. Mark the middle of the canvas. It is the outlined square on page 2, column 90, row 30 (DMC 470): start there. Count threads, not holes.
4. Go on from it: picture first, background last. Gray squares are on two pages: stitch them once.
5. Last, two more rows all round, each stitch in the color it lies beside: they are folded under.

First time? How to needlepoint: flossfield.com/needlepoint/guides/how-to-start/
How to read a chart: flossfield.com/needlepoint/guides/how-to-read-a-chart/

What you need

Canvas: blank mono canvas, 18 mesh (18 threads to the inch), cut 14.5 in wide x 8 in high (36.8 x 20.3 cm).

Needle: blunt tapestry, size 22. Also masking tape for the cut edges, and small scissors.

Thread: six-strand floss, 12 colors, about 15 skeins in all (an estimate). Stitch with 4 strands (5 or 6 if canvas shows).

Sew it on cloth: a towel or other plain cloth, and sewing thread. How to sew it on.

Thread list, DMC

			stitches	skeins
●	**712**	Cream	2,542	3
□	**919**	Red Copper	1,529	2
▲	**500**	Very Dark Blue Green	1,092	1
◆	**931**	Medium Antique Blue	855	1
▼	**3821**	Straw	820	1
★	**3750**	Very Dark Antique Blue	810	1
❖	**434**	Light Brown	703	1
X	**922**	Light Copper	550	1
H	**898**	Very Dark Coffee Brown	514	1
+	**470**	Light Avocado Green	489	1
=	**3856**	Ultra Very Light Mahogany	468	1
Z	**598**	Light Turquoise	428	1

Skeins are estimates, with the two extra rows: the thread a stitch takes on the front and back of 18 mesh canvas, plus 30 percent, rounded up for each color.

Thread colors are approximate screen matches to DMC numbers. Check against real thread before you buy.

For your own stitching, gifts and handmade pieces you sell. Do not resell or share this PDF or copies of it.

National parks towel band

Needlepoint pattern

This page is the dark part of the chart

Columns 1 to 90, rows 1 to 60. Start at the red outline



Key

- ● **DMC 712** Cream
- ■ **DMC 919** Red Copper
- ▲ **DMC 500** Very Dark Blue Green
- ◆ **DMC 931** Medium Antique Blue
- ▼ **DMC 3821** Straw
- ★ **DMC 3750** Very Dark Antique Blue
- ❖ **DMC 434** Light Brown
- H **DMC 898** Very Dark Coffee Brown
- \+ **DMC 470** Light Avocado Green
- = **DMC 3856** Ultra Very Light Mahogany
- Z **DMC 598** Light Turquoise

National parks towel band

Needlepoint pattern

This page is the dark part of the chart

Columns 91 to 180, rows 1 to 60. Gray squares: charted already, do not stitch again



Key

- ● **DMC 712** Cream
- ■ **DMC 919** Red Copper
- ▲ **DMC 500** Very Dark Blue Green
- ◆ **DMC 931** Medium Antique Blue
- ▼ **DMC 3821** Straw
- ★ **DMC 3750** Very Dark Antique Blue
- ❖ **DMC 434** Light Brown
- X **DMC 922** Light Copper
- H **DMC 898** Very Dark Coffee Brown
- \+ **DMC 470** Light Avocado Green
- = **DMC 3856** Ultra Very Light Mahogany