Two medallion kilim pillow

Needlepoint pattern | 140 x 140 stitches | 14 x 14 in (35.6 x 35.6 cm) on 10 mesh | 21 colors



How to stitch it



1. Each square is one tent stitch, up at 1, down at 2. Lines in continental, right to left, the canvas upside down for the next row; wide areas in basketweave.
2. Cut 18 in of thread. Start and end it without a knot left behind.
3. Mark the middle of the canvas. It is the outlined square on page 2, column 70, row 70 (DMC 3689): start there. Count threads, not holes.
4. Go on from it: picture first, background last. Gray squares are on two pages: stitch them once.
5. Last, two more rows all round in DMC 814: the seam hides them.

First time? How to needlepoint: flossfield.com/needlepoint/guides/how-to-start/
How to read a chart: flossfield.com/needlepoint/guides/how-to-read-a-chart/

What you need

Canvas: blank mono canvas, 10 mesh (10 threads to the inch), cut 18.5 in square (47 cm).

Needle: blunt tapestry, size 18. Also masking tape for the cut edges, and small scissors.

Thread: pearl cotton size 3, 21 colors, about 41 skeins in all (an estimate). Stitch with 2 lengths together.

Make it a pillow: backing fabric, an insert the size of the stitching or an inch larger, and cord or piping for the edge. How to finish a pillow.

Thread list, DMC

			stitches	skeins
●	**3371**	Black Brown	4,731	8
■	**729**	Medium Old Gold	1,968	3
▲	**814**	Dark Garnet	1,853	5
◆	**3733**	Dusty Rose	1,453	3
▼	**3346**	Hunter Green	1,370	3
★	**3350**	Ultra Dark Dusty Rose	1,311	2
❖	**471**	Very Light Avocado Green	1,281	2
X	**712**	Cream	689	2
H	**3731**	Very Dark Dusty Rose	650	1
+	**3348**	Light Yellow Green	625	1
=	**3689**	Light Mauve	536	1
Z	**3815**	Dark Celadon Green	504	1
A	**869**	Very Dark Hazelnut Brown	477	1
V	**676**	Light Old Gold	447	1
T	**680**	Dark Old Gold	421	1
N	**677**	Very Light Old Gold	322	1
S	**504**	Very Light Blue Green	289	1
K	**738**	Very Light Tan	232	1
E	**503**	Medium Blue Green	232	1
C	**819**	Light Baby Pink	148	1
P	**801**	Dark Coffee Brown	61	1

Skeins are estimates, with the two extra rows: the thread a stitch takes on the front and back of 10 mesh canvas, plus 30 percent, rounded up for each color.

Thread colors are approximate screen matches to DMC numbers. Check against real thread before you buy.

For your own stitching, gifts and handmade pieces you sell. Do not resell or share this PDF or copies of it.

Two medallion kilim pillow

Needlepoint pattern

Columns 1 to 70, rows 1 to 70. Start at the red outline

This page is the dark part of the chart



Key

- DMC 3371 Black Brown
- DMC 729 Medium Old Gold
- DMC 814 Dark Garnet
- DMC 3733 Dusty Rose
- DMC 3346 Hunter Green
- DMC 3350 Ultra Dark Dusty Rose
- DMC 471 Very Light Avocado Green
- DMC 712 Cream
- DMC 3731 Very Dark Dusty Rose
- DMC 3348 Light Yellow Green
- DMC 3689 Light Mauve
- DMC 869 Very Dark Hazelnut Brown
- DMC 676 Light Old Gold
- DMC 680 Dark Old Gold
- DMC 677 Very Light Old Gold
- DMC 738 Very Light Tan
- DMC 819 Light Baby Pink

Two medallion kilim pillow

Needlepoint pattern

This page is the dark part of the chart

Columns 71 to 140, rows 1 to 70. Gray squares: charted already, do not stitch again



Key

- **DMC 3371** Black Brown
- **DMC 729** Medium Old Gold
- **DMC 814** Dark Garnet
- **DMC 3733** Dusty Rose
- **DMC 3346** Hunter Green
- **DMC 3350** Ultra Dark Dusty Rose
- **DMC 471** Very Light Avocado Green
- **DMC 712** Cream
- **DMC 3731** Very Dark Dusty Rose
- **DMC 3348** Light Yellow Green
- **DMC 3689** Light Mauve
- **DMC 869** Very Dark Hazelnut Brown
- **DMC 676** Light Old Gold
- **DMC 680** Dark Old Gold
- **DMC 677** Very Light Old Gold
- **DMC 738** Very Light Tan
- **DMC 819** Light Baby Pink

Two medallion kilim pillow

Needlepoint pattern

This page is the dark part of the chart

Columns 1 to 70, rows 71 to 140. Gray squares: charted already, do not stitch again



Key

●	**DMC 3371** Black Brown	X	**DMC 712** Cream	T	**DMC 680** Dark Old Gold
■	**DMC 729** Medium Old Gold	H	**DMC 3731** Very Dark Dusty Rose	N	**DMC 677** Very Light Old Gold
▲	**DMC 814** Dark Garnet	+	**DMC 3348** Light Yellow Green	S	**DMC 504** Very Light Blue Green
◆	**DMC 3733** Dusty Rose	=	**DMC 3689** Light Mauve	E	**DMC 503** Medium Blue Green
▼	**DMC 3346** Hunter Green	Z	**DMC 3815** Dark Celadon Green	C	**DMC 819** Light Baby Pink
★	**DMC 3350** Ultra Dark Dusty Rose	A	**DMC 869** Very Dark Hazelnut Brown	P	**DMC 801** Dark Coffee Brown
❖	**DMC 471** Very Light Avocado Green	V	**DMC 676** Light Old Gold		

Two medallion kilim pillow

Needlepoint pattern

This page is the dark part of the chart

Columns 71 to 140, rows 71 to 140. Gray squares: charted already, do not stitch again



Key

- ● **DMC 3371** Black Brown
- ■ **DMC 729** Medium Old Gold
- ▲ **DMC 814** Dark Garnet
- ◆ **DMC 3733** Dusty Rose
- ▼ **DMC 3346** Hunter Green
- ★ **DMC 3350** Ultra Dark Dusty Rose
- ❖ **DMC 471** Very Light Avocado Green
- X **DMC 712** Cream
- H **DMC 3731** Very Dark Dusty Rose
- \+ **DMC 3348** Light Yellow Green
- = **DMC 3689** Light Mauve
- Z **DMC 3815** Dark Celadon Green
- A **DMC 869** Very Dark Hazelnut Brown
- V **DMC 676** Light Old Gold
- T **DMC 680** Dark Old Gold
- N **DMC 677** Very Light Old Gold
- S **DMC 504** Very Light Blue Green
- E **DMC 503** Medium Blue Green
- C **DMC 819** Light Baby Pink
- P **DMC 801** Dark Coffee Brown