Too much of a good thing, rose pug

Needlepoint pattern | 168 x 168 stitches | 16.8 x 16.8 in (42.7 x 42.7 cm) on 10 mesh | 24 colors



How to stitch it



1. Each square is one tent stitch, up at 1, down at 2. Lines in continental, right to left, the canvas upside down for the next row; wide areas in basketweave.
2. Cut 18 in of thread. Start and end it without a knot left behind.
3. Mark the middle of the canvas. It is the outlined square on page 5, column 84, row 84 (DMC 310): start there. Count threads, not holes.
4. Go on from it: picture first, background last. Gray squares are on two pages: stitch them once.
5. Last, two more rows all round in DMC 310: the seam hides them.

First time? How to needlepoint: flossfield.com/needlepoint/guides/how-to-start/
How to read a chart: flossfield.com/needlepoint/guides/how-to-read-a-chart/

What you need

Canvas: blank mono canvas, 10 mesh (10 threads to the inch), cut 21.5 in square (54.6 cm).

Needle: blunt tapestry, size 18. Also masking tape for the cut edges, and small scissors.

Thread: pearl cotton size 3, 24 colors, about 55 skeins in all (an estimate). Stitch with 2 lengths together.

Make it a pillow: backing fabric, an insert the size of the stitching or an inch larger, and cord or piping for the edge. How to finish a pillow.

Thread list, DMC

			stitches	skeins
●	**310**	Black	17,609	29
■	**745**	Light Pale Yellow	1,211	2
▲	**472**	Ultra Light Avocado Green	1,148	2
◆	**469**	Avocado Green	738	2
▼	**3835**	Medium Grape	661	1
★	**3801**	Very Dark Melon	550	1
❖	**321**	Red	544	1
X	**470**	Light Avocado Green	538	1
H	**739**	Ultra Very Light Tan	536	1
+	**738**	Very Light Tan	530	1
=	**3834**	Dark Grape	501	1
Z	**3822**	Light Straw	491	1
A	**782**	Dark Topaz	469	1
V	**435**	Very Light Brown	456	1
T	**437**	Light Tan	381	1
N	**3820**	Dark Straw	335	1
S	**433**	Medium Brown	320	1
K	**498**	Dark Red	257	1
E	**3031**	Very Dark Mocha Brown	234	1
C	**814**	Dark Garnet	193	1
P	**3781**	Dark Mocha Brown	192	1
U	**154**	Very Dark Grape	141	1
L	**3706**	Medium Melon	97	1
2	**3836**	Light Grape	92	1

Skeins are estimates, with the two extra rows: the thread a stitch takes on the front and back of 10 mesh canvas, plus 30 percent, rounded up for each color.

Thread colors are approximate screen matches to DMC numbers. Check against real thread before you buy.

For your own stitching, gifts and handmade pieces you sell. Do not resell or share this PDF or copies of it.

Too much of a good thing, rose pug

Needlepoint pattern

Columns 1 to 84, rows 1 to 71

This page is the dark part of the chart



Key

- **DMC 310** Black
- **DMC 745** Light Pale Yellow
- **DMC 472** Ultra Light Avocado Green
- **DMC 469** Avocado Green
- **DMC 3801** Very Dark Melon
- **DMC 321** Red
- **DMC 470** Light Avocado Green
- **DMC 739** Ultra Very Light Tan
- **DMC 3822** Light Straw
- **DMC 782** Dark Topaz
- **DMC 3820** Dark Straw
- **DMC 498** Dark Red
- **DMC 814** Dark Garnet
- **DMC 3706** Medium Melon

Too much of a good thing, rose pug

Needlepoint pattern

Columns 85 to 168, rows 1 to 71. Gray squares: charted already, do not stitch again

This page is the dark part of the chart

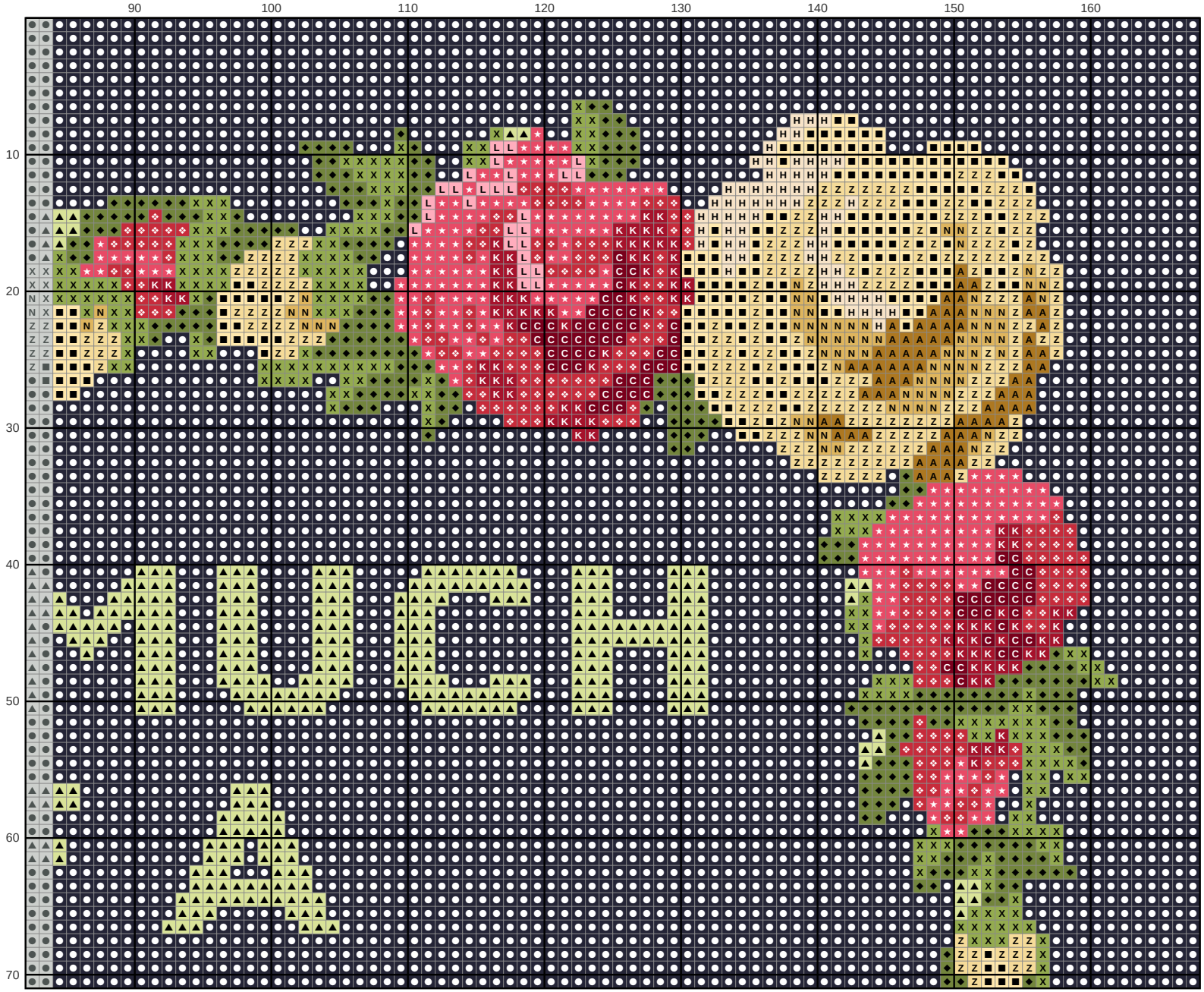

Key

- **DMC 310** Black
- **DMC 745** Light Pale Yellow
- **DMC 472** Ultra Light Avocado Green
- **DMC 469** Avocado Green
- **DMC 3801** Very Dark Melon
- **DMC 321** Red
- **DMC 470** Light Avocado Green
- **DMC 739** Ultra Very Light Tan
- **DMC 3822** Light Straw
- **DMC 782** Dark Topaz
- **DMC 3820** Dark Straw
- **DMC 498** Dark Red
- **DMC 814** Dark Garnet
- **DMC 3706** Medium Melon

Too much of a good thing, rose pug

Needlepoint pattern

Columns 1 to 56, rows 72 to 168. Gray squares: charted already, do not stitch again

This page is the dark part of the chart



Key

- **DMC 310** Black
- **DMC 745** Light Pale Yellow
- **DMC 472** Ultra Light Avocado Green
- **DMC 469** Avocado Green
- **DMC 3835** Medium Grape
- **DMC 3801** Very Dark Melon
- **DMC 321** Red
- **DMC 470** Light Avocado Green
- **DMC 739** Ultra Very Light Tan
- **DMC 738** Very Light Tan
- **DMC 3834** Dark Grape
- **DMC 3822** Light Straw
- **DMC 782** Dark Topaz
- **DMC 435** Very Light Brown
- **DMC 437** Light Tan
- **DMC 3820** Dark Straw
- **DMC 433** Medium Brown
- **DMC 3031** Very Dark Mocha Brown
- **DMC 3781** Dark Mocha Brown
- **DMC 154** Very Dark Grape
- **DMC 3836** Light Grape

Too much of a good thing, rose pug

Needlepoint pattern

This page is the dark part of the chart

Columns 57 to 112, rows 72 to 168. Start at the red outline. Gray squares: charted already, do not stitch again



Key

- **DMC 310** Black
- **DMC 745** Light Pale Yellow
- **DMC 472** Ultra Light Avocado Green
- **DMC 3835** Medium Grape
- **H** **DMC 739** Ultra Very Light Tan
- **+** **DMC 738** Very Light Tan
- **=** **DMC 3834** Dark Grape
- **A** **DMC 782** Dark Topaz
- **V** **DMC 435** Very Light Brown
- **T** **DMC 437** Light Tan
- **N** **DMC 3820** Dark Straw
- **S** **DMC 433** Medium Brown
- **E** **DMC 3031** Very Dark Mocha Brown
- **P** **DMC 3781** Dark Mocha Brown
- **U** **DMC 154** Very Dark Grape
- **2** **DMC 3836** Light Grape

Too much of a good thing, rose pug

Needlepoint pattern

Columns 113 to 168, rows 72 to 168. Gray squares: charted already, do not stitch again

This page is the dark part of the chart



Key

- **DMC 310** Black
- **DMC 745** Light Pale Yellow
- **DMC 472** Ultra Light Avocado Green
- **DMC 469** Avocado Green
- **DMC 3835** Medium Grape
- **DMC 3801** Very Dark Melon
- **DMC 321** Red
- **DMC 470** Light Avocado Green
- **DMC 739** Ultra Very Light Tan
- **DMC 738** Very Light Tan
- **DMC 3834** Dark Grape
- **DMC 782** Dark Topaz
- **DMC 435** Very Light Brown
- **DMC 437** Light Tan
- **DMC 3820** Dark Straw
- **DMC 433** Medium Brown
- **DMC 498** Dark Red
- **DMC 814** Dark Garnet
- **DMC 154** Very Dark Grape
- **DMC 3706** Medium Melon
- **DMC 3836** Light Grape