Baby alphabet sampler, sleeping lamb

Needlepoint pattern | 104 x 104 stitches | 8 x 8 in (20.3 x 20.3 cm) on 13 mesh | 18 colors



Thread key, DMC

			stitches	yards	skeins
●	**3807**	Cornflower Blue	5,252	50	8
■	**746**	Off White	1,586	16	3
▲	**503**	Medium Blue Green	537	6	1
◆	**501**	Dark Blue Green	537	6	1
▼	**211**	Light Lavender	531	6	1
★	**3747**	Very Light Blue Violet	510	5	1
❖	**156**	Medium Light Blue Violet	417	4	1
X	**818**	Baby Pink	293	3	1
O	**ECRU**	Ecru	255	3	1
+	**3042**	Light Antique Violet	220	3	1
=	**3856**	Ultra Very Light Mahogany	168	2	1
Z	**502**	Blue Green	144	2	1
A	**3688**	Medium Mauve	133	2	1
V	**3740**	Dark Antique Violet	76	1	1
T	**3078**	Very Light Golden Yellow	60	1	1
N	**3687**	Mauve	50	1	1
S	**504**	Very Light Blue Green	34	1	1
K	**3827**	Pale Golden Brown	13	1	1

One chart square is one tent stitch over one canvas intersection.

Cut the canvas at least 12 x 12 in (30.5 x 30.5 cm) for 13 mesh: the design and 2 in (5.1 cm) of margin on every side.

10,816 stitches in all. Start from the center: a red arrow above the chart marks the center column, and one to the left of it the center row. The arrows are on the pages those lines cross.

The chart is divided evenly over 2 pages. Where chart pages join, gray squares repeat two columns. The small picture at the top of each chart page shows which part it is.

Thread: six-strand floss, 7 or 8 strands in the needle on 13 mesh (counted at 8), about 27 skeins of 8.7 yd in all. Or pearl cotton size 3, 1 strand, about 21 skeins of 16.4 yd; or tapestry wool, 1 strand, about 24 skeins of 8.7 yd; or Persian wool, 2 strands, about 23 skeins of 8 yd. Wool is numbered differently: match it by eye. Needle: tapestry, size 20.

Yards and skeins are estimates: the thread a stitch takes on the front and back of 13 mesh canvas, plus 30 percent, rounded up for each color (about 113 yards in all, as the thread lies in the needle).

Thread colors are approximate screen matches to DMC numbers. Check against real thread before you buy.

Make it a pillow: also have backing fabric, an insert the size of the stitching or an inch larger, and cord or piping for the edge. The seam takes the last two rows: stitch two extra rows all round, or keep the edge plain. "How to finish a pillow" is a guide linked from this pattern's page.

For your own stitching, gifts and handmade pieces you sell. Do not resell or share this PDF or copies of it.

Baby alphabet sampler, sleeping lamb

Needlepoint pattern

Chart 1 of 2: columns 1 to 52, rows 1 to 104

This page is the dark part of the chart



Key

- DMC 3807 Cornflower Blue
- DMC 746 Off White
- DMC 503 Medium Blue Green
- DMC 501 Dark Blue Green
- DMC 211 Light Lavender
- DMC 3747
- DMC 156
- DMC 818 Baby Pink
- DMC ECRU Ecru
- DMC 3042 Light Antique Violet
- DMC 3856
- DMC 502 Blue Green
- DMC 3688 Medium Mauve
- DMC 3740 Dark Antique Violet
- DMC 3078
- DMC 3687 Mauve
- DMC 504 Very Light Blue Green
- DMC 3827 Pale Golden Brown

Baby alphabet sampler, sleeping lamb

Needlepoint pattern

This page is the dark part of the chart

Chart 2 of 2: columns 53 to 104, rows 1 to 104; gray squares repeat columns 51 and 52



Key

- DMC 3807
- DMC 746 Off White
- DMC 503
- DMC 501 Dark Blue Green
- DMC 211 Light Lavender
- DMC 3747
- DMC 156
- DMC 818 Baby Pink
- DMC ECRU Ecru
- DMC 3042
- DMC 3856
- DMC 502 Blue Green
- DMC 3688 Medium Mauve
- DMC 3740
- DMC 3078
- DMC 3687 Mauve
- DMC 504