Good boy, collar of forget-me-nots

Needlepoint pattern | 135 x 159 stitches | 13.5 x 15.9 in (34.3 x 40.4 cm) on 10 mesh | 24 colors



How to stitch it



1. Each square is one tent stitch, up at 1, down at 2. Lines in continental, right to left, the canvas upside down for the next row; wide areas in basketweave.
2. Cut 18 in of thread. Start and end it without a knot left behind.
3. Mark the middle of the canvas. It is the outlined square on page 4, column 68, row 80 (DMC BLANC): start there. Count threads, not holes.
4. Go on from it: picture first, background last. Gray squares are on two pages: stitch them once.
5. Last, two more rows all round in DMC BLANC: the seam hides them.

First time? How to needlepoint: flossfield.com/needlepoint/guides/how-to-start/
How to read a chart: flossfield.com/needlepoint/guides/how-to-read-a-chart/

What you need

Canvas: blank mono canvas, 10 mesh (10 threads to the inch), cut 18 in wide x 20.5 in high (45.7 x 52.1 cm).

Needle: blunt tapestry, size 18. Also masking tape for the cut edges, and small scissors.

Thread: pearl cotton size 3, 24 colors, about 51 skeins in all (an estimate). Stitch with 2 lengths together.

Make it a pillow: backing fabric, an insert the size of the stitching or an inch larger, and cord or piping for the edge. How to finish a pillow.

Thread list, DMC

			stitches	skeins
●	BLANC	White	15,255	25
■	3776	Light Mahogany	773	2
▲	796	Dark Royal Blue	692	2
◆	3755	Baby Blue	668	2
▼	334	Medium Baby Blue	535	1
★	987	Dark Forest Green	449	1
❖	898	Very Dark Coffee Brown	448	1
X	470	Light Avocado Green	390	1
H	798	Dark Delft Blue	363	1
+	3325	Light Baby Blue	343	1
=	3820	Dark Straw	282	1
Z	301	Medium Mahogany	233	1
A	400	Dark Mahogany	201	1
V	895	Very Dark Hunter Green	154	1
T	743	Medium Yellow	127	1
N	3865	Winter White	104	1
S	745	Light Pale Yellow	94	1
K	780	Ultra Very Dark Topaz	91	1
E	471	Very Light Avocado Green	75	1
C	801	Dark Coffee Brown	74	1
P	783	Medium Topaz	49	1
U	402	Very Light Mahogany	39	1
L	3326	Light Rose	14	1
2	738	Very Light Tan	12	1

Skeins are estimates, with the two extra rows: the thread a stitch takes on the front and back of 10 mesh canvas, plus 30 percent, rounded up for each color.

Thread colors are approximate screen matches to DMC numbers. Check against real thread before you buy.

For your own stitching, gifts and handmade pieces you sell. Do not resell or share this PDF or copies of it.

Good boy, collar of forget-me-nots

Needlepoint pattern

This page is the dark part of the chart

Columns 1 to 68, rows 1 to 79



Key

- ● **DMC BLANC** White
- ■ **DMC 3776** Light Mahogany
- ▲ **DMC 796** Dark Royal Blue
- ◆ **DMC 3755** Baby Blue
- ▼ **DMC 334** Medium Baby Blue
- ★ **DMC 987** Dark Forest Green
- ❖ **DMC 898** Very Dark Coffee Brown
- X **DMC 470** Light Avocado Green
- H **DMC 798** Dark Delft Blue
- \+ **DMC 3325** Light Baby Blue
- Z **DMC 301** Medium Mahogany
- A **DMC 400** Dark Mahogany
- V **DMC 895** Very Dark Hunter Green
- T **DMC 743** Medium Yellow
- N **DMC 3865** Winter White
- E **DMC 471** Very Light Avocado Green

Good boy, collar of forget-me-nots Needlepoint pattern

This page is the dark part of the chart

Columns 69 to 135, rows 1 to 79. Gray squares: charted already, do not stitch again



Key

- ● **DMC BLANC** White
- ■ **DMC 3776** Light Mahogany
- ▲ **DMC 796** Dark Royal Blue
- ◆ **DMC 3755** Baby Blue
- ▼ **DMC 334** Medium Baby Blue
- ★ **DMC 987** Dark Forest Green
- ❖ **DMC 898** Very Dark Coffee Brown
- X **DMC 470** Light Avocado Green
- H **DMC 798** Dark Delft Blue
- \+ **DMC 3325** Light Baby Blue
- = **DMC 3820** Dark Straw
- Z **DMC 301** Medium Mahogany
- A **DMC 400** Dark Mahogany
- V **DMC 895** Very Dark Hunter Green
- T **DMC 743** Medium Yellow
- N **DMC 3865** Winter White
- S **DMC 745** Light Pale Yellow
- K **DMC 780** Ultra Very Dark Topaz
- E **DMC 471** Very Light Avocado Green
- P **DMC 783** Medium Topaz
- U **DMC 402** Very Light Mahogany
- L **DMC 3326** Light Rose

Good boy, collar of forget-me-nots

Needlepoint pattern

This page is the dark part of the chart

Columns 1 to 68, rows 80 to 159. Start at the red outline. Gray squares: charted already, do not stitch again



Key

- ● **DMC BLANC** White
- ■ **DMC 3776** Light Mahogany
- ▲ **DMC 796** Dark Royal Blue
- ◆ **DMC 3755** Baby Blue
- ▼ **DMC 334** Medium Baby Blue
- ★ **DMC 987** Dark Forest Green
- ❖ **DMC 898** Very Dark Coffee Brown
- X **DMC 470** Light Avocado Green
- H **DMC 798** Dark Delft Blue
- \+ **DMC 3325** Light Baby Blue
- = **DMC 3820** Dark Straw
- Z **DMC 301** Medium Mahogany
- A **DMC 400** Dark Mahogany
- V **DMC 895** Very Dark Hunter Green
- T **DMC 743** Medium Yellow
- N **DMC 3865** Winter White
- S **DMC 745** Light Pale Yellow
- K **DMC 780** Ultra Very Dark Topaz
- E **DMC 471** Very Light Avocado Green
- L **DMC 3326** Light Rose

Good boy, collar of forget-me-nots Needlepoint pattern

This page is the dark part of the chart

Columns 69 to 135, rows 80 to 159. Gray squares: charted already, do not stitch again

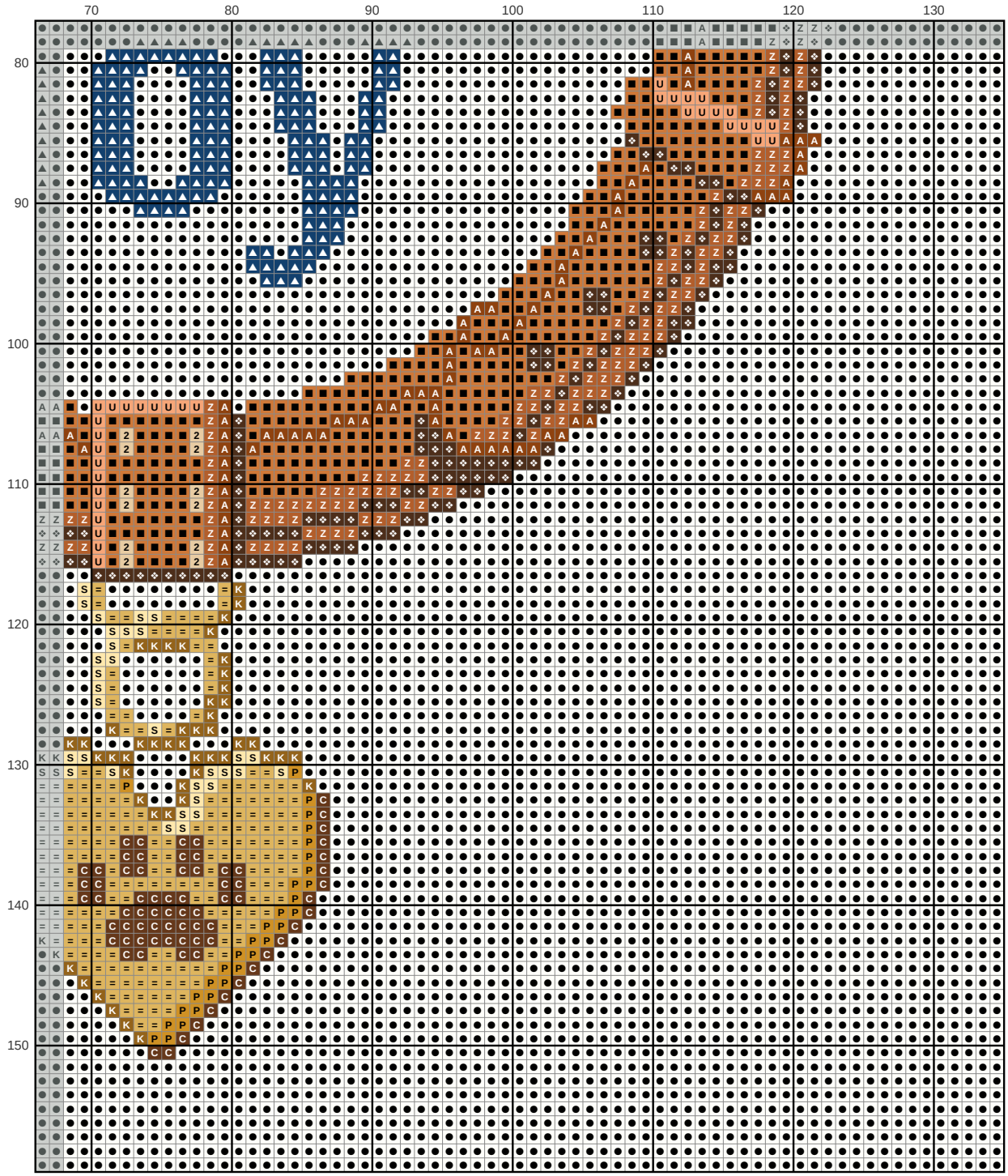

Key

- ● **DMC BLANC** White
- ■ **DMC 3776** Light Mahogany
- ▲ **DMC 796** Dark Royal Blue
- ❖ **DMC 898** Very Dark Coffee Brown
- = **DMC 3820** Dark Straw
- Z **DMC 301** Medium Mahogany
- A **DMC 400** Dark Mahogany
- S **DMC 745** Light Pale Yellow
- K **DMC 780** Ultra Very Dark Topaz
- C **DMC 801** Dark Coffee Brown
- P **DMC 783** Medium Topaz
- U **DMC 402** Very Light Mahogany
- 2 **DMC 738** Very Light Tan