Koi pond table runner

Needlepoint pattern | 420 x 130 stitches | 32.3 x 10 in (82.1 x 25.4 cm) on 13 mesh | 20 colors



Thread key, DMC

			stitches	yards	skeins
●	**3808**	Ultra Very Dark Turquoise	7,314	70	11
■	**3750**	Very Dark Antique Blue	6,965	66	11
▲	**3809**	Very Dark Turquoise	5,510	53	8
◆	**3848**	Medium Teal Green	4,967	48	8
▼	**927**	Light Gray Green	4,346	42	7
★	**3865**	Winter White	4,342	42	7
❖	**469**	Avocado Green	3,135	30	5
X	**642**	Dark Beige Gray	3,016	29	5
O	**992**	Light Aquamarine	2,647	26	4
+	**471**	Very Light Avocado Green	2,374	23	4
=	**3346**	Hunter Green	1,790	17	3
Z	**3853**	Dark Autumn Gold	1,592	16	3
A	**608**	Bright Orange	1,138	11	2
V	**3855**	Light Autumn Gold	1,130	11	2
T	**920**	Medium Copper	1,066	11	2
N	**413**	Dark Pewter Gray	984	10	2
S	**310**	Black	825	8	2
K	**776**	Medium Pink	767	8	2
E	**783**	Medium Topaz	521	5	1
C	**3731**	Very Dark Dusty Rose	171	2	1

One chart square is one tent stitch over one canvas intersection.

Cut the canvas at least 36.3 x 14 in (92.2 x 35.6 cm) for 13 mesh: the design and 2 in (5.1 cm) of margin on every side.

54,600 stitches in all. Start from the center: a red arrow above the chart marks the center column, and one to the left of it the center row. The arrows are on the pages those lines cross.

The chart is divided evenly over 8 pages. Pages 2, 3, 4, 5, 6, 7, 8 and 9 are turned on their side, for a part that is wider than it is tall. Where chart pages join, gray squares repeat two rows or columns. The small picture at the top of each chart page shows which part it is.

Thread: six-strand floss, 7 or 8 strands in the needle on 13 mesh (counted at 8), about 90 skeins of 8.7 yd in all. Or pearl cotton size 3, 1 strand, about 42 skeins of 16.4 yd; or tapestry wool, 1 strand, about 68 skeins of 8.7 yd; or Persian wool, 2 strands, about 52 skeins of 8 yd. Wool is numbered differently: match it by eye. Needle: tapestry, size 20.

Yards and skeins are estimates: the thread a stitch takes on the front and back of 13 mesh canvas, plus 30 percent, rounded up for each color (about 528 yards in all, as the thread lies in the needle).

Thread colors are approximate screen matches to DMC numbers. Check against real thread before you buy.

When it is stitched: also have a finisher, or the fabric and cord to make it up yourself. Ask before you stitch the edge: some finishes take extra rows. "Ways to finish needlepoint" is a guide linked from this pattern's page.

For your own stitching, gifts and handmade pieces you sell. Do not resell or share this PDF.

Koi pond table runner

Needlepoint pattern

This page is the dark part of the chart

Chart 1 of 8: columns 1 to 105, rows 1 to 65

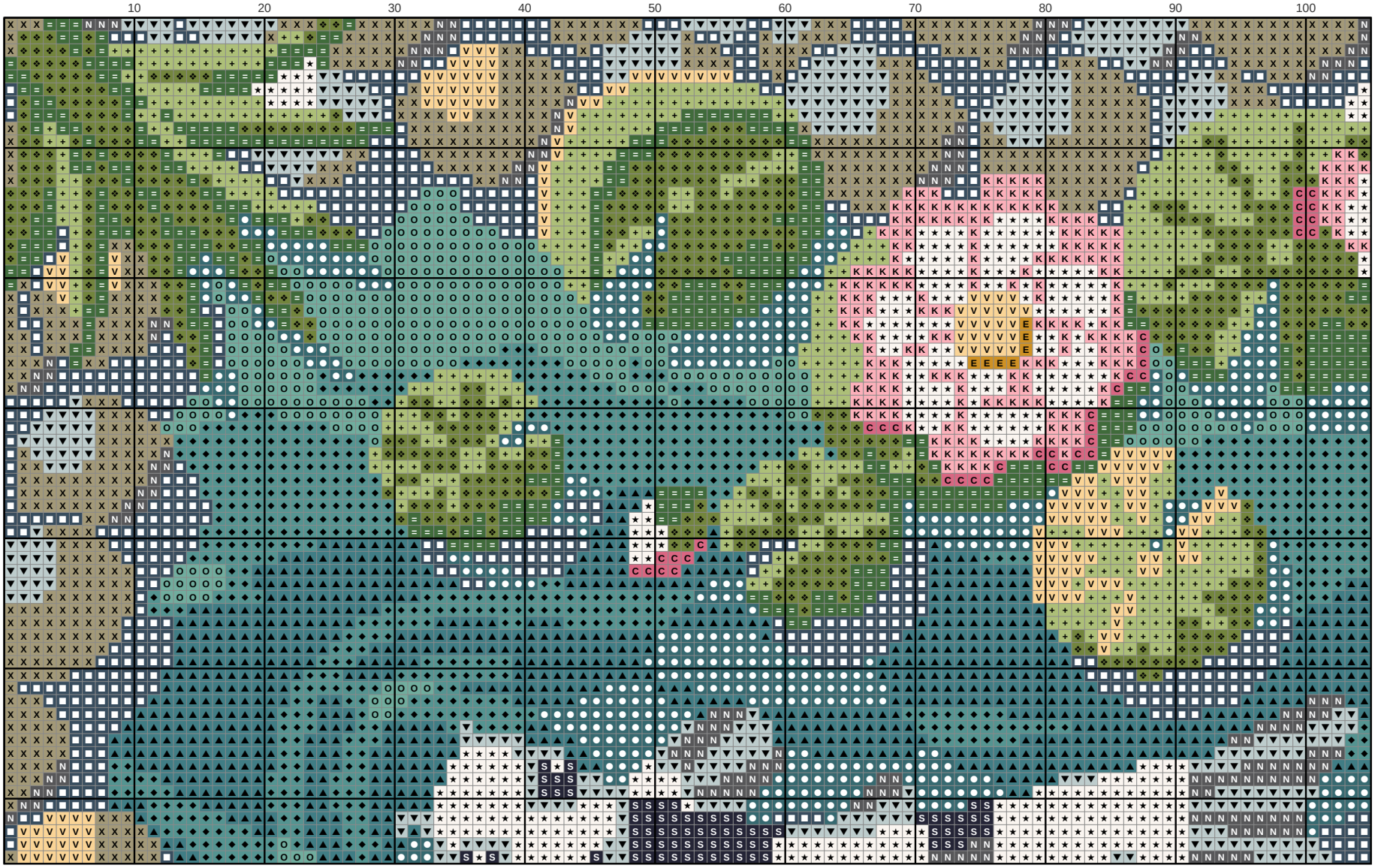

Koi pond table runner

Needlepoint pattern

This page is the dark part of the chart

Chart 2 of 8: columns 106 to 210, rows 1 to 65; gray squares repeat columns 104 and 105



Koi pond table runner

Needlepoint pattern

This page is the dark part of the chart



Chart 3 of 8: columns 211 to 315, rows 1 to 65; gray squares repeat columns 209 and 210



Koi pond table runner

Needlepoint pattern

This page is the dark part of the chart

Chart 4 of 8: columns 316 to 420, rows 1 to 65; gray squares repeat columns 314 and 315



Koi pond table runner

Needlepoint pattern

This page is the dark part of the chart

Chart 5 of 8: columns 1 to 105, rows 66 to 130; gray squares repeat rows 64 and 65



Koi pond table runner

Needlepoint pattern

This page is the dark part of the chart



Chart 6 of 8: columns 106 to 210, rows 66 to 130; gray squares repeat columns 104 and 105 and rows 64 and 65



Koi pond table runner

Needlepoint pattern

This page is the dark part of the chart



Chart 7 of 8: columns 211 to 315, rows 66 to 130; gray squares repeat columns 209 and 210 and rows 64 and 65



Koi pond table runner

Needlepoint pattern

This page is the dark part of the chart

Chart 8 of 8: columns 316 to 420, rows 66 to 130; gray squares repeat columns 314 and 315 and rows 64 and 65

