Scuba diver Christmas stocking

Needlepoint pattern | 143 x 234 stitches | 11 x 18 in (27.9 x 45.7 cm) on 13 mesh | 24 colors



Thread key, DMC

			stitches	yards	skeins
●	**3865**	Winter White	3,230	31	5
■	**3842**	Very Dark Wedgwood	2,755	27	4
▲	**336**	Navy Blue	2,537	25	4
◆	**597**	Turquoise	2,499	24	4
▼	**598**	Light Turquoise	2,075	20	4
★	**3760**	Medium Wedgwood	1,761	17	3
❖	**939**	Very Dark Navy Blue	1,490	15	3
X	**743**	Medium Yellow	896	9	2
O	**3811**	Very Light Turquoise	802	8	2
+	**351**	Coral	597	6	1
=	**350**	Medium Coral	555	6	1
Z	**780**	Ultra Very Dark Topaz	503	5	1
A	**353**	Peach	477	5	1
V	**347**	Very Dark Salmon	448	5	1
T	**783**	Medium Topaz	422	4	1
N	**747**	Very Light Sky Blue	394	4	1
S	**931**	Medium Antique Blue	339	4	1
K	**3750**	Very Dark Antique Blue	318	4	1
E	**211**	Light Lavender	302	3	1
C	**801**	Dark Coffee Brown	154	2	1
P	**553**	Violet	149	2	1
U	**945**	Tawny	98	1	1
L	**970**	Light Pumpkin	92	1	1
2	**3064**	Desert Sand	27	1	1

One chart square is one tent stitch over one canvas intersection.

Cut the canvas at least 15 x 22 in (38.1 x 55.9 cm) for 13 mesh: the design and 2 in (5.1 cm) of margin on every side.

22,920 stitches in all, inside the outline: the chart is 143 x 234 at its widest and tallest. Start from the center: a red arrow above the chart marks the center column, and one to the left of it the center row. The arrows are on the pages those lines cross.

The chart is on 4 pages, each cut to what is stitched: bare canvas has no page, and a join falls on plain ground where it can. Pages 2 and 3 are turned on their side, for a part that is wider than it is tall. Where chart pages join, gray squares repeat two rows or columns. The small picture at the top of each chart page shows which part it is.

Thread: six-strand floss, 7 or 8 strands in the needle on 13 mesh (counted at 8), about 46 skeins of 8.7 yd in all. Or pearl cotton size 3, 1 strand, about 30 skeins of 16.4 yd; or tapestry wool, 1 strand, about 37 skeins of 8.7 yd; or Persian wool, 2 strands, about 34 skeins of 8 yd. Wool is numbered differently: match it by eye. Needle: tapestry, size 20.

Yards and skeins are estimates: the thread a stitch takes on the front and back of 13 mesh canvas, plus 30 percent, rounded up for each color (about 229 yards in all, as the thread lies in the needle).

Thread colors are approximate screen matches to DMC numbers. Check against real thread before you buy.

Make it a stocking: also have backing and lining fabric, cord or piping, and a loop. Finishers ask for stockings months before Christmas, and most want two extra rows all round. Ask yours before the edge, and stitch a name first. "How to finish a stocking" is a guide linked from this pattern's page.

For your own stitching, gifts and handmade pieces you sell. Do not resell or share this PDF.

Scuba diver Christmas stocking

Needlepoint pattern

This page is the dark part of the chart

Chart 1 of 4: columns 62 to 143, rows 1 to 71



Scuba diver Christmas stocking

Needlepoint pattern

This page is the dark part of the chart

Chart 2 of 4: columns 61 to 143, rows 72 to 140; gray squares repeat rows 70 and 71



Scuba diver Christmas stocking

Needlepoint pattern

This page is the dark part of the chart

Chart 3 of 4: columns 1 to 72, rows 141 to 234; gray squares repeat rows 139 and 140



Scuba diver Christmas stocking

Needlepoint pattern

This page is the dark part of the chart

Chart 4 of 4: columns 73 to 143, rows 141 to 234; gray squares repeat columns 71 and 72 and rows 139 and 140

