California poppies by the sea

Needlepoint pattern | 140 x 140 stitches | 14 x 14 in (35.6 x 35.6 cm) on 10 mesh | 24 colors



How to stitch it



1. Each square is one tent stitch, up at 1, down at 2. Lines in continental, right to left, the canvas upside down for the next row; wide areas in basketweave.
2. Cut 18 in of thread. Start and end it without a knot left behind.
3. Mark the middle of the canvas. It is the outlined square on page 2, column 70, row 70 (DMC 970): start there. Count threads, not holes.
4. Go on from it: picture first, background last. Gray squares are on two pages: stitch them once.
5. Last, two more rows all round, each stitch in the color it lies beside: the seam hides them.

First time? How to needlepoint: flossfield.com/needlepoint/guides/how-to-start/
How to read a chart: flossfield.com/needlepoint/guides/how-to-read-a-chart/

What you need

Canvas: blank mono canvas, 10 mesh (10 threads to the inch), cut 18.5 in square (47 cm).

Needle: blunt tapestry, size 18. Also masking tape for the cut edges, and small scissors.

Thread: pearl cotton size 3, 24 colors, about 43 skeins in all (an estimate). Stitch with 2 lengths together.

Make it a pillow: backing fabric, an insert the size of the stitching or an inch larger, and cord or piping for the edge. How to finish a pillow.

Thread list, DMC

			stitches	skeins
●	522	Fern Green	2,169	4
□	3362	Dark Pine Green	1,761	3
▲	523	Light Fern Green	1,413	3
◆	3753	Ultra Very Light Antique Blue	1,328	3
▼	3866	Ultra Very Light Mocha	1,293	2
★	970	Light Pumpkin	1,222	2
❖	3811	Very Light Turquoise	1,160	2
X	598	Light Turquoise	1,154	2
H	741	Medium Tangerine	900	2
+	951	Light Tawny	893	2
=	341	Light Blue Violet	850	2
Z	946	Medium Burnt Orange	847	2
A	921	Copper	763	2
V	712	Cream	674	2
T	742	Light Tangerine	517	1
N	524	Very Light Fern Green	508	1
S	945	Tawny	415	1
K	3854	Medium Autumn Gold	413	1
E	3012	Medium Khaki Green	332	1
C	3363	Medium Pine Green	311	1
P	3747	Very Light Blue Violet	297	1
U	3855	Light Autumn Gold	256	1
L	747	Very Light Sky Blue	79	1
2	744	Pale Yellow	45	1

Skeins are estimates, with the two extra rows: the thread a stitch takes on the front and back of 10 mesh canvas, plus 30 percent, rounded up for each color.

Thread colors are approximate screen matches to DMC numbers. Check against real thread before you buy.

For your own stitching, gifts and handmade pieces you sell. Do not resell or share this PDF or copies of it.

California poppies by the sea Needlepoint pattern

Columns 1 to 74, rows 1 to 74. Start at the red outline

This page is the dark part of the chart



Key

- ● **DMC 522** Fern Green
- ■ **DMC 3362** Dark Pine Green
- ▲ **DMC 523** Light Fern Green
- ◆ **DMC 3753** Ultra Very Light Antique Blue
- ▼ **DMC 3866** Ultra Very Light Mocha
- ★ **DMC 970** Light Pumpkin
- ❖ **DMC 3811** Very Light Turquoise
- X **DMC 598** Light Turquoise
- H **DMC 741** Medium Tangerine
- \+ **DMC 951** Light Tawny
- = **DMC 341** Light Blue Violet
- Z **DMC 946** Medium Burnt Orange
- A **DMC 921** Copper
- V **DMC 712** Cream
- T **DMC 742** Light Tangerine
- K **DMC 3854** Medium Autumn Gold
- E **DMC 3012** Medium Khaki Green
- C **DMC 3363** Medium Pine Green
- P **DMC 3747** Very Light Blue Violet
- U **DMC 3855** Light Autumn Gold

California poppies by the sea Needlepoint pattern

Columns 75 to 140, rows 1 to 74. Gray squares: charted already, do not stitch again

This page is the dark part of the chart



Key

- ◆ **DMC 3753** Ultra Very Light Antique Blue
- ▼ **DMC 3866** Ultra Very Light Mocha
- ★ **DMC 970** Light Pumpkin
- ❖ **DMC 3811** Very Light Turquoise
- X **DMC 598** Light Turquoise
- H **DMC 741** Medium Tangerine
- \+ **DMC 951** Light Tawny
- = **DMC 341** Light Blue Violet
- Z **DMC 946** Medium Burnt Orange
- A **DMC 921** Copper
- V **DMC 712** Cream
- T **DMC 742** Light Tangerine
- S **DMC 945** Tawny
- P **DMC 3747** Very Light Blue Violet
- L **DMC 747** Very Light Sky Blue
- 2 **DMC 744** Pale Yellow

California poppies by the sea Needlepoint pattern

Columns 1 to 74, rows 75 to 140. Gray squares: charted already, do not stitch again

This page is the dark part of the chart



Key

- ● **DMC 522** Fern Green
- □ **DMC 3362** Dark Pine Green
- ▲ **DMC 523** Light Fern Green
- ★ **DMC 970** Light Pumpkin
- H **DMC 741** Medium Tangerine
- Z **DMC 946** Medium Burnt Orange
- A **DMC 921** Copper
- T **DMC 742** Light Tangerine
- N **DMC 524** Very Light Fern Green
- K **DMC 3854** Medium Autumn Gold
- E **DMC 3012** Medium Khaki Green
- C **DMC 3363** Medium Pine Green

California poppies by the sea Needlepoint pattern

Columns 75 to 140, rows 75 to 140. Gray squares: charted already, do not stitch again

This page is the dark part of the chart



Key

●	**DMC 522** Fern Green	H	**DMC 741** Medium Tangerine	K	**DMC 3854** Medium Autumn Gold
■	**DMC 3362** Dark Pine Green	Z	**DMC 946** Medium Burnt Orange	E	**DMC 3012** Medium Khaki Green
▲	**DMC 523** Light Fern Green	A	**DMC 921** Copper	C	**DMC 3363** Medium Pine Green
★	**DMC 970** Light Pumpkin	V	**DMC 712** Cream	U	**DMC 3855** Light Autumn Gold
❖	**DMC 3811** Very Light Turquoise	T	**DMC 742** Light Tangerine	L	**DMC 747** Very Light Sky Blue
X	**DMC 598** Light Turquoise	N	**DMC 524** Very Light Fern Green	2	**DMC 744** Pale Yellow