Sports player frog bean bag, swimmer

Needlepoint pattern | 110 x 110 stitches | 8.5 x 8.5 in (21.5 x 21.5 cm) on 13 mesh | 16 colors



How to stitch it



1. Each square is one tent stitch, up at 1, down at 2. Lines in continental, right to left, the canvas upside down for the next row; wide areas in basketweave.
2. Cut 18 in of thread. Start and end it without a knot left behind.
3. Mark the middle of the canvas. It is the outlined square on page 2, column 55, row 55 (DMC 823): start there. Count threads, not holes.
4. Go on from it: picture first, background last. Gray squares are on two pages: stitch them once. Empty squares stay bare.
5. Last, two more rows all round, each stitch in the color it lies beside: the seam hides them.

First time? How to needlepoint: flossfield.com/needlepoint/guides/how-to-start/
How to read a chart: flossfield.com/needlepoint/guides/how-to-read-a-chart/

What you need

Canvas: blank mono canvas, 13 mesh (13 threads to the inch), cut 13 in square (33 cm).

Needle: blunt tapestry, size 20. Also masking tape for the cut edges, and small scissors.

Thread: six-strand floss, 16 colors, about 21 skeins in all (an estimate). Stitch with 7 strands (8 if canvas shows).

Make it a bean bag: fabric for the underside, and pellets in a small cotton bag.
How to finish a bean bag.

Thread list, DMC

			stitches	skeins
●	**907**	Light Parrot Green	1,267	2
■	**3818**	Ultra Very Dark Emerald Green	899	2
▲	**165**	Very Light Moss Green	859	2
◆	**703**	Chartreuse	755	2
▼	**911**	Medium Emerald Green	710	2
★	**3766**	Light Peacock Blue	644	1
❖	**BLANC**	White	479	1
X	**823**	Dark Navy Blue	423	1
H	**597**	Turquoise	354	1
+	**3809**	Very Dark Turquoise	319	1
=	**743**	Medium Yellow	306	1
Z	**321**	Red	204	1
A	**782**	Dark Topaz	142	1
V	**815**	Medium Garnet	103	1
T	**3747**	Very Light Blue Violet	46	1
N	**3341**	Apricot	40	1

Skeins are estimates, with the two extra rows: the thread a stitch takes on the front and back of 13 mesh canvas, plus 30 percent, rounded up for each color.

Thread colors are approximate screen matches to DMC numbers. Check against real thread before you buy.

For your own stitching, gifts and handmade pieces you sell. Do not resell or share this PDF or copies of it.

Sports player frog bean bag, swimmer

Needlepoint pattern

Columns 3 to 59, rows 5 to 107. Start at the red outline

This page is the dark part of the chart



Key

- **DMC 907** Light Parrot Green
- **DMC 3818** Ultra Very Dark Emerald Green
- **DMC 165** Very Light Moss Green
- **DMC 703** Chartreuse
- **DMC 911** Medium Emerald Green
- **DMC 3766** Light Peacock Blue
- **DMC BLANC** White
- **DMC 823** Dark Navy Blue
- **DMC 597** Turquoise
- **DMC 3809** Very Dark Turquoise
- **DMC 743** Medium Yellow
- **DMC 321** Red
- **DMC 782** Dark Topaz
- **DMC 815** Medium Garnet
- **DMC 3747** Very Light Blue Violet
- **DMC 3341** Apricot

Sports player frog bean bag, swimmer Needlepoint pattern

Columns 60 to 107, rows 5 to 107. Gray squares: charted already, do not stitch again

This page is the dark part of the chart





Key

- ● **DMC 907** Light Parrot Green
- ■ **DMC 3818** Ultra Very Dark Emerald Green
- ▲ **DMC 165** Very Light Moss Green
- ◆ **DMC 703** Chartreuse
- ▼ **DMC 911** Medium Emerald Green
- ★ **DMC 3766** Light Peacock Blue
- ❖ **DMC BLANC** White
- X **DMC 823** Dark Navy Blue
- H **DMC 597** Turquoise
- \+ **DMC 3809** Very Dark Turquoise
- = **DMC 743** Medium Yellow
- Z **DMC 321** Red
- A **DMC 782** Dark Topaz
- V **DMC 815** Medium Garnet
- T **DMC 3747** Very Light Blue Violet
- N **DMC 3341** Apricot