Vintage Aubusson handbag, rose and aqua

Needlepoint pattern | 126 x 72 stitches | 7 x 4 in (17.8 x 10.2 cm) on 18 mesh | 18 colors

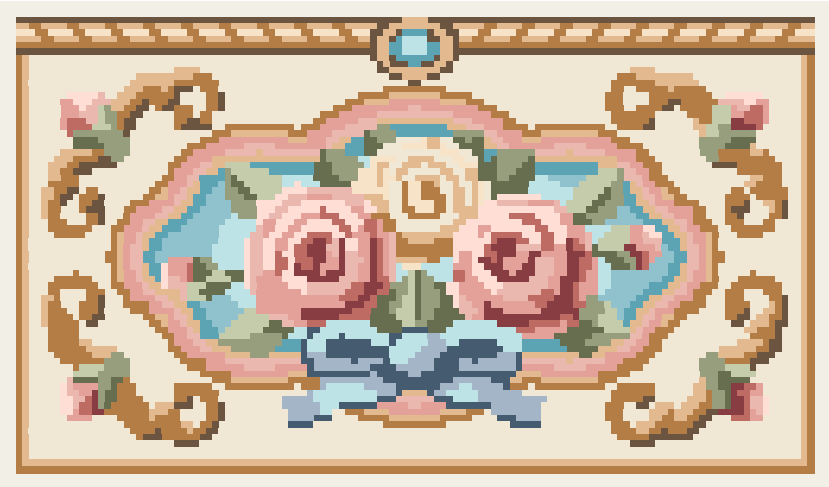

How to stitch it



1. Each square is one tent stitch, up at 1, down at 2. Lines in continental, right to left, the canvas upside down for the next row; wide areas in basketweave.
2. Cut 18 in of thread. Start and end it without a knot left behind.
3. Mark the middle of the canvas. It is the outlined square on page 2, column 63, row 36 (DMC 437): start there. Count threads, not holes.
4. Go on from it: picture first, background last. Gray squares are on two pages: stitch them once.
5. When it is done, block it square.

First time? How to needlepoint: flossfield.com/needlepoint/guides/how-to-start/
How to read a chart: flossfield.com/needlepoint/guides/how-to-read-a-chart/

What you need

Canvas: blank mono canvas, 18 mesh (18 threads to the inch), cut 11 in wide x 8 in high (27.9 x 20.3 cm).

Needle: blunt tapestry, size 22. Also masking tape for the cut edges, and small scissors.

Thread: six-strand floss, 18 colors, about 21 skeins in all (an estimate). Stitch with 4 strands (5 or 6 if canvas shows).

Make it a clutch: a clutch or wallet with an opening this size, or a lining and a closure to sew it up. Measure the opening before you stitch. If the piece is small for it, stitch two extra rows all round, carrying the colors of the edge on. How to finish a purse or clutch.

Thread list, DMC

			stitches	skeins
●	**ECRU**	Ecru	2,826	3
■	**435**	Very Light Brown	1,413	2
▲	**437**	Light Tan	985	1
◆	**152**	Medium Light Shell Pink	621	1
▼	**3781**	Dark Mocha Brown	420	1
★	**224**	Very Light Shell Pink	393	1
❖	**522**	Fern Green	278	1
X	**3811**	Very Light Turquoise	277	1
H	**520**	Dark Fern Green	248	1
+	**225**	Ultra Very Light Shell Pink	245	1
=	**597**	Turquoise	207	1
Z	**524**	Very Light Fern Green	179	1
A	**930**	Dark Antique Blue	174	1
V	**221**	Very Dark Shell Pink	173	1
T	**3722**	Medium Shell Pink	173	1
N	**598**	Light Turquoise	162	1
S	**932**	Light Antique Blue	162	1
K	**739**	Ultra Very Light Tan	136	1

Skeins are estimates: the thread a stitch takes on the front and back of 18 mesh canvas, plus 30 percent, rounded up for each color.
Thread colors are approximate screen matches to DMC numbers. Check against real thread before you buy.
For your own stitching, gifts and handmade pieces you sell. Do not resell or share this PDF or copies of it.

Vintage Aubusson handbag, rose and aqua

Columns 1 to 67, rows 1 to 72. Start at the red outline

This page is the dark part of the chart



Key

● **DMC ECRU** Ecru	❖ **DMC 522** Fern Green	A **DMC 930** Dark Antique Blue
■ **DMC 435** Very Light Brown	X **DMC 3811** Very Light Turquoise	V **DMC 221** Very Dark Shell Pink
▲ **DMC 437** Light Tan	H **DMC 520** Dark Fern Green	T **DMC 3722** Medium Shell Pink
◆ **DMC 152** Medium Light Shell Pink	+ **DMC 225** Ultra Very Light Shell Pink	N **DMC 598** Light Turquoise
▽ **DMC 3781** Dark Mocha Brown	= **DMC 597** Turquoise	S **DMC 932** Light Antique Blue
★ **DMC 224** Very Light Shell Pink	Z **DMC 524** Very Light Fern Green	K **DMC 739** Ultra Very Light Tan

Vintage Aubusson handbag, rose and aqua

Columns 68 to 126, rows 1 to 72. Gray squares: charted already, do not stitch again

This page is the dark part of the chart



Key

- ● **DMC ECRU** Ecru
- ■ **DMC 435** Very Light Brown
- ▲ **DMC 437** Light Tan
- ◆ **DMC 152** Medium Light Shell Pink
- ▼ **DMC 3781** Dark Mocha Brown
- ★ **DMC 224** Very Light Shell Pink
- ❖ **DMC 522** Fern Green
- X **DMC 3811** Very Light Turquoise
- H **DMC 520** Dark Fern Green
- \+ **DMC 225** Ultra Very Light Shell Pink
- = **DMC 597** Turquoise
- Z **DMC 524** Very Light Fern Green
- A **DMC 930** Dark Antique Blue
- V **DMC 221** Very Dark Shell Pink
- T **DMC 3722** Medium Shell Pink
- N **DMC 598** Light Turquoise
- S **DMC 932** Light Antique Blue
- K **DMC 739** Ultra Very Light Tan