Round mallard duck at dawn with a stand

Needlepoint pattern | 256 x 156 stitches | all pieces 14.2 x 8.7 in (36.1 x 22 cm) on 18 mesh | 28 colors



Thread key, DMC

			stitches	yards	skeins
●	**792**	Dark Cornflower Blue	4,673	32	4
■	**3743**	Very Light Antique Violet	3,119	22	3
▲	**932**	Light Antique Blue	2,931	21	3
◆	**3752**	Very Light Antique Blue	2,867	20	3
▼	**931**	Medium Antique Blue	1,903	14	2
★	**951**	Light Tawny	1,668	12	2
❖	**3771**	Ultra Very Light Terra Cotta	1,242	9	1
X	**3042**	Light Antique Violet	944	7	1
O	**434**	Light Brown	936	7	1
+	**3855**	Light Autumn Gold	831	6	1
=	**738**	Very Light Tan	635	5	1
Z	**801**	Dark Coffee Brown	614	5	1
A	**3858**	Medium Rosewood	603	5	1
V	**727**	Very Light Topaz	578	4	1
T	**3866**	Ultra Very Light Mocha	425	3	1
N	**3826**	Golden Brown	420	3	1
S	**3822**	Light Straw	306	3	1
K	**3847**	Dark Teal Green	277	2	1
E	**646**	Dark Beaver Gray	276	2	1
C	**436**	Tan	248	2	1
P	**648**	Light Beaver Gray	203	2	1
U	**500**	Very Dark Blue Green	191	2	1
L	**310**	Black	157	2	1
2	**3849**	Light Teal Green	153	2	1
3	**922**	Light Copper	98	1	1
4	**3820**	Dark Straw	59	1	1
5	**783**	Medium Topaz	56	1	1
6	**3371**	Black Brown	35	1	1

One chart square is one tent stitch over one canvas intersection.

Cut the canvas at least 18.2 x 12.7 in (46.3 x 32.2 cm) for 18 mesh: the design and 2 in (5.1 cm) of margin on every side.

26,448 stitches in all, in 3 pieces: the front 124 x 124, the back 124 x 124, the base 160 x 24. Leave bare canvas between the pieces, as charted, and start each from its own center.

The chart is on 6 pages, each cut to what is stitched: bare canvas has no page, and a join falls on plain ground where it can. Pages 6 and 7 are turned on their side, for a part that is wider than it is tall. Where chart pages join, gray squares repeat two rows or columns. The small picture at the top of each chart page shows which part it is.

Thread: six-strand floss, 4 to 6 strands in the needle on 18 mesh (counted at 6), about 39 skeins of 8.7 yd in all. Or pearl cotton size 5, 1 strand, about 29 skeins of 27.3 yd; or Persian wool, 1 strand, about 29 skeins of 8 yd. Wool is numbered differently: match it by eye. Needle: tapestry, size 22.

Yards and skeins are estimates: the thread a stitch takes on the front and back of 18 mesh canvas, plus 30 percent, rounded up for each color (about 196 yards in all, as the thread lies in the needle).

Thread colors are approximate screen matches to DMC numbers. Check against real thread before you buy.

Make it an ornament: also have board, thin batting, backing fabric and twisted cord. Stitch two or three extra rows of background all round: the edge of the board takes them. "How to finish an ornament" is a guide linked from this pattern's page.

For your own stitching, gifts and handmade pieces you sell. Do not resell or share this PDF.

Round mallard duck at dawn with a stand

Needlepoint pattern

This page is the dark part of the chart



Chart 1 of 6: columns 3 to 65, rows 3 to 106



Round mallard duck at dawn with a stand

Needlepoint pattern

This page is the dark part of the chart

Chart 2 of 6: columns 66 to 128, rows 3 to 106; gray squares repeat columns 64 and 65

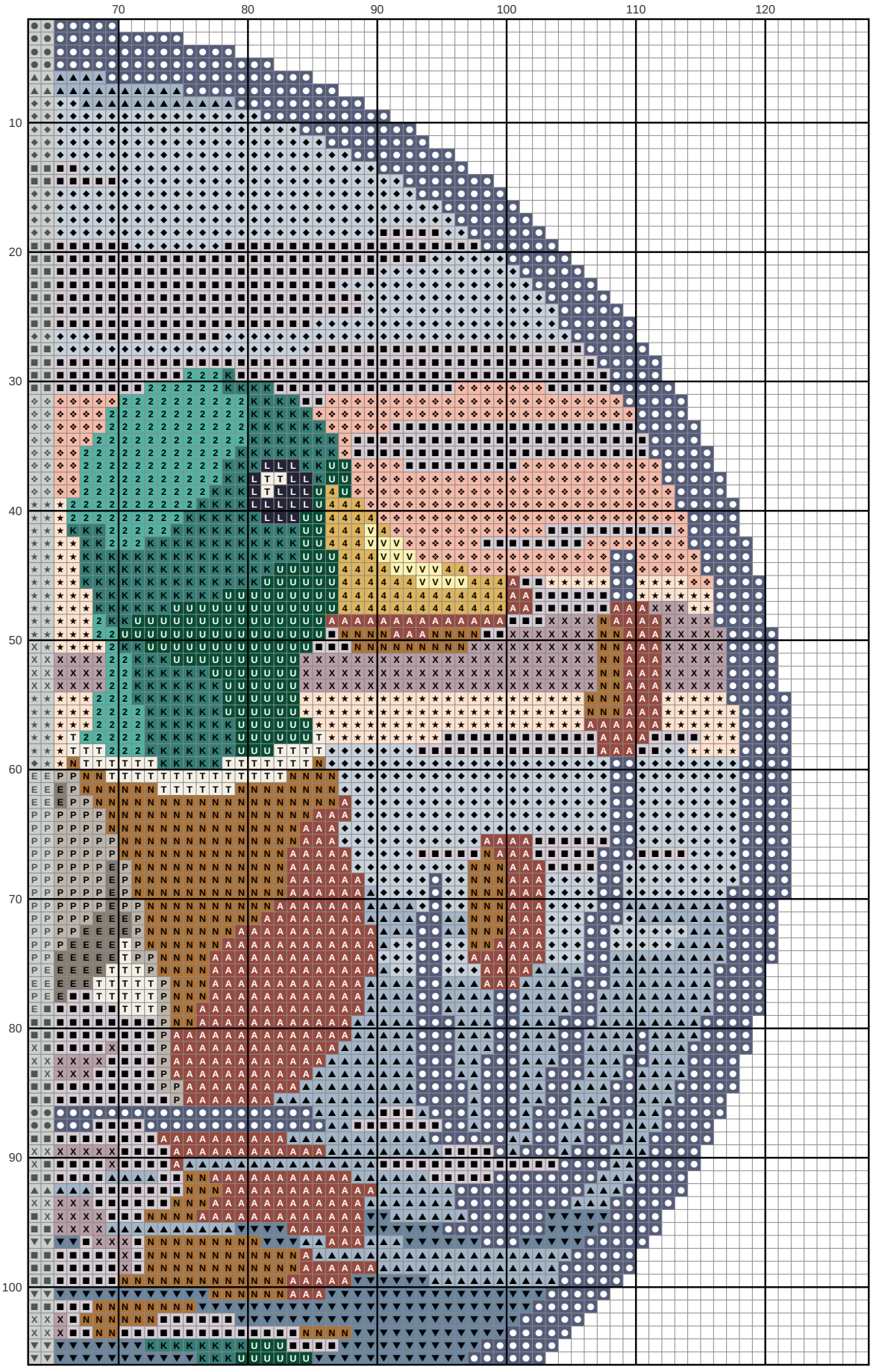

Round mallard duck at dawn with a stand

Needlepoint pattern

This page is the dark part of the chart

Chart 3 of 6: columns 129 to 191, rows 3 to 106; gray squares repeat columns 127 and 128

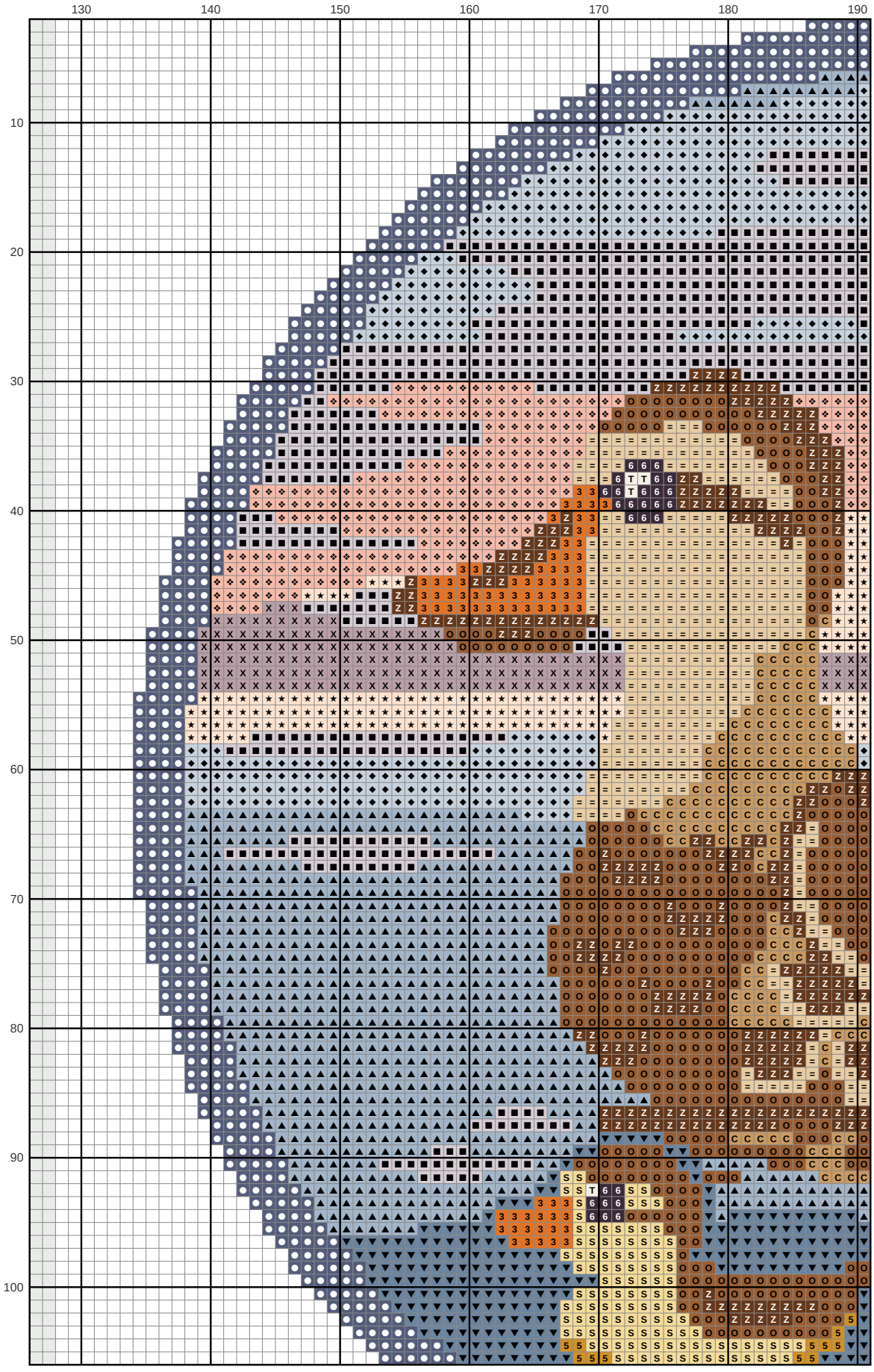

Round mallard duck at dawn with a stand

Needlepoint pattern

This page is the dark part of the chart

Chart 4 of 6: columns 192 to 254, rows 3 to 106; gray squares repeat columns 190 and 191



Round mallard duck at dawn with a stand

Needlepoint pattern

Chart 5 of 6: columns 23 to 128, rows 107 to 156; gray squares repeat rows 105 and 106

This page is the dark part of the chart



Round mallard duck at dawn with a stand

Needlepoint pattern

Chart 6 of 6: columns 129 to 234, rows 107 to 156; gray squares repeat columns 127 and 128 and rows 105 and 106

This page is the dark part of the chart

