Sandpipers on a wet beach

Needlepoint pattern | 126 x 72 stitches | 7 x 4 in (17.8 x 10.2 cm) on 18 mesh | 18 colors

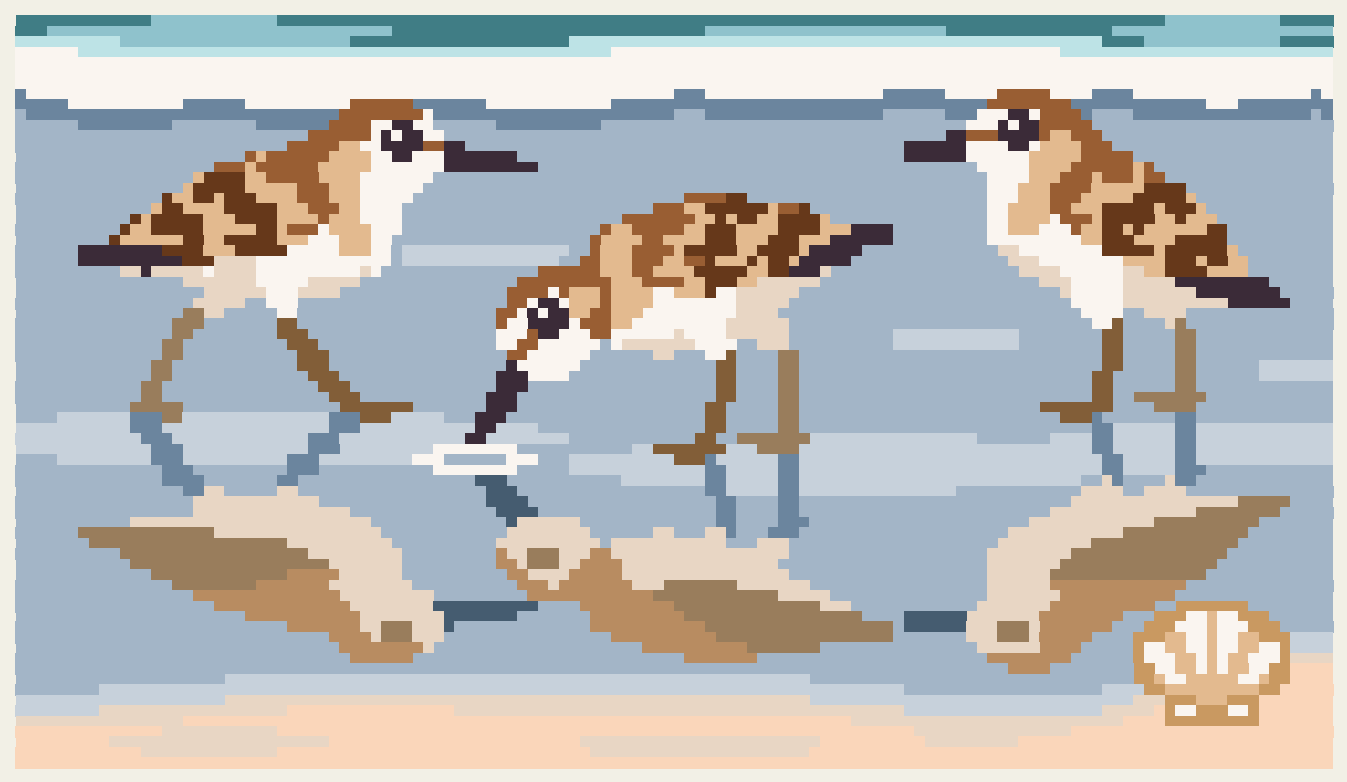

Thread key, DMC

			stitches	yards	skeins
●	**932**	Light Antique Blue	3,660	26	3
■	**3865**	Winter White	919	7	1
▲	**3774**	Very Light Desert Sand	818	6	1
◆	**3752**	Very Light Antique Blue	752	6	1
▼	**945**	Tawny	510	4	1
★	**840**	Medium Beige Brown	371	3	1
❖	**437**	Light Tan	314	3	1
X	**931**	Medium Antique Blue	312	3	1
O	**3828**	Hazelnut Brown	239	2	1
+	**434**	Light Brown	212	2	1
=	**3809**	Very Dark Turquoise	182	2	1
Z	**801**	Dark Coffee Brown	169	2	1
A	**3371**	Black Brown	150	2	1
V	**3811**	Very Light Turquoise	138	1	1
T	**598**	Light Turquoise	135	1	1
N	**869**	Very Dark Hazelnut Brown	85	1	1
S	**436**	Tan	61	1	1
K	**930**	Dark Antique Blue	45	1	1

One chart square is one tent stitch over one canvas intersection.

Cut the canvas at least 11 x 8 in (27.9 x 20.3 cm) for 18 mesh: the design and 2 in (5.1 cm) of margin on every side.

9,072 stitches in all. Start from the center: a red arrow above the chart marks the center column, and one to the left of it the center row. The arrows are on the pages those lines cross.

The chart is divided evenly over 2 pages. Where chart pages join, gray squares repeat two columns. The small picture at the top of each chart page shows which part it is.

Thread: six-strand floss, 4 to 6 strands in the needle on 18 mesh (counted at 6), about 20 skeins of 8.7 yd in all. Or pearl cotton size 5, 1 strand, about 18 skeins of 27.3 yd; or Persian wool, 1 strand, about 19 skeins of 8 yd. Wool is numbered differently: match it by eye. Needle: tapestry, size 22.

Yards and skeins are estimates: the thread a stitch takes on the front and back of 18 mesh canvas, plus 30 percent, rounded up for each color (about 73 yards in all, as the thread lies in the needle).

Thread colors are approximate screen matches to DMC numbers. Check against real thread before you buy.

When it is stitched: also have a finisher, or the fabric and cord to make it up yourself. Ask before you stitch the edge: some finishes take extra rows. "Ways to finish needlepoint" is a guide linked from this pattern's page.

For your own stitching, gifts and handmade pieces you sell. Do not resell or share this PDF or copies of it.

Sandpipers on a wet beach

Needlepoint pattern

Chart 1 of 2: columns 1 to 63, rows 1 to 72

This page is the dark part of the chart



Key

- ● **DMC 932** Light Antique Blue
- ■ **DMC 3865** Winter White
- ▲ **DMC 3774** Very Light Desert Sand
- ◆ **DMC 3752** Very Light Antique Blue
- ▼ **DMC 945** Tawny
- ★ **DMC 840** Medium Beige Brown
- ❖ **DMC 437** Light Tan
- X **DMC 931** Medium Antique Blue
- O **DMC 3828** Hazelnut Brown
- \+ **DMC 434** Light Brown
- = **DMC 3809** Very Dark Turquoise
- Z **DMC 801** Dark Coffee Brown
- A **DMC 3371** Black Brown
- V **DMC 3811** Very Light Turquoise
- T **DMC 598** Light Turquoise
- N **DMC 869** Very Dark Hazelnut Brown
- K **DMC 930** Dark Antique Blue

Sandpipers on a wet beach

Needlepoint pattern

This page is the dark part of the chart

Chart 2 of 2: columns 64 to 126, rows 1 to 72; gray squares repeat columns 62 and 63



Key

●	**DMC 932** Light Antique Blue	❖	**DMC 437** Light Tan	A	**DMC 3371** Black Brown
■	**DMC 3865** Winter White	X	**DMC 931** Medium Antique Blue	V	**DMC 3811** Very Light Turquoise
▲	**DMC 3774** Very Light Desert Sand	O	**DMC 3828** Hazelnut Brown	T	**DMC 598** Light Turquoise
◆	**DMC 3752** Very Light Antique Blue	+	**DMC 434** Light Brown	N	**DMC 869** Very Dark Hazelnut Brown
▼	**DMC 945** Tawny	=	**DMC 3809** Very Dark Turquoise	S	**DMC 436** Tan
★	**DMC 840** Medium Beige Brown	Z	**DMC 801** Dark Coffee Brown	K	**DMC 930** Dark Antique Blue