Shih tzu with hydrangeas

Needlepoint pattern | 140 x 140 stitches | 14 x 14 in (35.6 x 35.6 cm) on 10 mesh | 24 colors



How to stitch it



1. Each square is one tent stitch, up at 1, down at 2. Lines in continental, right to left, the canvas upside down for the next row; wide areas in basketweave.
2. Cut 18 in of thread. Start and end it without a knot left behind.
3. Mark the middle of the canvas. It is the outlined square on page 2, column 70, row 70 (DMC 368): start there. Count threads, not holes.
4. Go on from it: picture first, background last. Gray squares are on two pages: stitch them once.
5. Last, two more rows all round, each stitch in the color it lies beside: the seam hides them.

First time? How to needlepoint: flossfield.com/needlepoint/guides/how-to-start/
How to read a chart: flossfield.com/needlepoint/guides/how-to-read-a-chart/

What you need

Canvas: blank mono canvas, 10 mesh (10 threads to the inch), cut 18.5 in square (47 cm).

Needle: blunt tapestry, size 18. Also masking tape for the cut edges, and small scissors.

Thread: pearl cotton size 3, 24 colors, about 41 skeins in all (an estimate). Stitch with 2 lengths together.

Make it a pillow: backing fabric, an insert the size of the stitching or an inch larger, and cord or piping for the edge. How to finish a pillow.

Thread list, DMC

			stitches	skeins
●	822	Light Beige Gray	2,659	4
■	BLANC	White	1,942	3
▲	3746	Dark Blue Violet	1,252	3
◆	333	Very Dark Blue Violet	1,235	2
▼	646	Dark Beaver Gray	1,232	2
★	3747	Very Light Blue Violet	1,089	2
❖	3362	Dark Pine Green	1,035	2
X	437	Light Tan	1,033	2
H	524	Very Light Fern Green	988	2
+	648	Light Beaver Gray	979	2
=	320	Medium Pistachio Green	808	2
Z	334	Medium Baby Blue	744	2
A	340	Medium Blue Violet	675	2
V	934	Black Avocado Green	582	1
T	368	Light Pistachio Green	515	1
N	3325	Light Baby Blue	492	1
S	434	Light Brown	446	1
K	211	Light Lavender	444	1
E	3755	Baby Blue	380	1
C	436	Tan	344	1
P	210	Medium Lavender	266	1
U	3371	Black Brown	207	1
L	209	Dark Lavender	169	1
2	738	Very Light Tan	84	1

Skeins are estimates, with the two extra rows: the thread a stitch takes on the front and back of 10 mesh canvas, plus 30 percent, rounded up for each color.

Thread colors are approximate screen matches to DMC numbers. Check against real thread before you buy.

For your own stitching, gifts and handmade pieces you sell. Do not resell or share this PDF or copies of it.

Shih tzu with hydrangeas Needlepoint pattern

Columns 1 to 74, rows 1 to 74. Start at the red outline

This page is the dark part of the chart



Key

- ● **DMC 822** Light Beige Gray
- ■ **DMC BLANC** White
- ▲ **DMC 3746** Dark Blue Violet
- ◆ **DMC 333** Very Dark Blue Violet
- ▼ **DMC 646** Dark Beaver Gray
- ★ **DMC 3747** Very Light Blue Violet
- ❖ **DMC 3362** Dark Pine Green
- X **DMC 437** Light Tan
- H **DMC 524** Very Light Fern Green
- \+ **DMC 648** Light Beaver Gray
- = **DMC 320** Medium Pistachio Green
- Z **DMC 334** Medium Baby Blue
- A **DMC 340** Medium Blue Violet
- V **DMC 934** Black Avocado Green
- T **DMC 368** Light Pistachio Green
- N **DMC 3325** Light Baby Blue
- S **DMC 434** Light Brown
- E **DMC 3755** Baby Blue
- C **DMC 436** Tan
- U **DMC 3371** Black Brown

Shih tzu with hydrangeas Needlepoint pattern

Columns 75 to 140, rows 1 to 74. Gray squares: charted already, do not stitch again

This page is the dark part of the chart



Key

- ● **DMC 822** Light Beige Gray
- ■ **DMC BLANC** White
- ▲ **DMC 3746** Dark Blue Violet
- ◆ **DMC 333** Very Dark Blue Violet
- ▼ **DMC 646** Dark Beaver Gray
- ★ **DMC 3747** Very Light Blue Violet
- ❖ **DMC 3362** Dark Pine Green
- H **DMC 524** Very Light Fern Green
- \+ **DMC 648** Light Beaver Gray
- = **DMC 320** Medium Pistachio Green
- Z **DMC 334** Medium Baby Blue
- A **DMC 340** Medium Blue Violet
- V **DMC 934** Black Avocado Green
- T **DMC 368** Light Pistachio Green
- N **DMC 3325** Light Baby Blue
- K **DMC 211** Light Lavender
- E **DMC 3755** Baby Blue
- P **DMC 210** Medium Lavender
- L **DMC 209** Dark Lavender

Shih tzu with hydrangeas Needlepoint pattern

Columns 1 to 74, rows 75 to 140. Gray squares: charted already, do not stitch again

This page is the dark part of the chart



Key

- ● **DMC 822** Light Beige Gray
- ■ **DMC BLANC** White
- ▲ **DMC 3746** Dark Blue Violet
- ▼ **DMC 646** Dark Beaver Gray
- ❖ **DMC 3362** Dark Pine Green
- X **DMC 437** Light Tan
- \+ **DMC 648** Light Beaver Gray
- = **DMC 320** Medium Pistachio Green
- V **DMC 934** Black Avocado Green
- T **DMC 368** Light Pistachio Green
- S **DMC 434** Light Brown
- K **DMC 211** Light Lavender
- C **DMC 436** Tan
- P **DMC 210** Medium Lavender
- U **DMC 3371** Black Brown
- L **DMC 209** Dark Lavender

Shih tzu with hydrangeas Needlepoint pattern

Columns 75 to 140, rows 75 to 140. Gray squares: charted already, do not stitch again

This page is the dark part of the chart



Key

- ● **DMC 822** Light Beige Gray
- ■ **DMC BLANC** White
- ▲ **DMC 3746** Dark Blue Violet
- ▼ **DMC 646** Dark Beaver Gray
- ★ **DMC 3747** Very Light Blue Violet
- ❖ **DMC 3362** Dark Pine Green
- X **DMC 437** Light Tan
- \+ **DMC 648** Light Beaver Gray
- = **DMC 320** Medium Pistachio Green
- Z **DMC 334** Medium Baby Blue
- V **DMC 934** Black Avocado Green
- T **DMC 368** Light Pistachio Green
- N **DMC 3325** Light Baby Blue
- S **DMC 434** Light Brown
- K **DMC 211** Light Lavender
- E **DMC 3755** Baby Blue
- C **DMC 436** Tan
- P **DMC 210** Medium Lavender
- L **DMC 209** Dark Lavender
- 2 **DMC 738** Very Light Tan