Siddur cover with olive leaves

Needlepoint pattern | 234 x 130 stitches | 18 x 10 in (45.7 x 25.4 cm) on 13 mesh | 22 colors



How to stitch it



1. Each square is one tent stitch, up at 1, down at 2. Lines in continental, right to left, the canvas upside down for the next row; wide areas in basketweave.
2. Cut 18 in of thread. Start and end it without a knot left behind.
3. Mark the middle of the canvas. It is the outlined square on page 3, column 117, row 65 (DMC 3032): start there. Count threads, not holes.
4. Go on from it: picture first, background last. Gray squares are on two pages: stitch them once.
5. Last, two more rows all round, each stitch in the color it lies beside: the seam hides them.

First time? How to needlepoint: flossfield.com/needlepoint/guides/how-to-start/
How to read a chart: flossfield.com/needlepoint/guides/how-to-read-a-chart/

What you need

Canvas: blank mono canvas, 13 mesh (13 threads to the inch), cut 22.5 in wide x 14.5 in high (57.2 x 36.8 cm).

Needle: blunt tapestry, size 20. Also masking tape for the cut edges, and small scissors.

Thread: six-strand floss, 22 colors, about 59 skeins in all (an estimate). Stitch with 7 strands (8 if canvas shows).

Make it a book cover: cloth to back it, and a flap of cloth for each end that the covers of the book slip into. Measure your own book, spine and all, before you stitch the edge. How to make a book cover.

Thread list, DMC

			stitches	skeins
●	**712**	Cream	5,784	9
■	**772**	Very Light Yellow Green	4,527	8
▲	**3823**	Ultra Pale Yellow	3,745	6
◆	**504**	Very Light Blue Green	3,583	7
▼	**520**	Dark Fern Green	1,724	3
★	**3790**	Ultra Dark Beige Gray	1,619	3
❖	**503**	Medium Blue Green	1,547	3
X	**928**	Very Light Gray Green	1,066	2
H	**524**	Very Light Fern Green	948	2
+	**3363**	Medium Pine Green	797	2
=	**3834**	Dark Grape	744	2
Z	**3768**	Dark Gray Green	703	2
A	**522**	Fern Green	670	1
V	**926**	Medium Gray Green	646	1
T	**729**	Medium Old Gold	500	1
N	**927**	Light Gray Green	468	1
S	**3032**	Medium Mocha Brown	418	1
K	**154**	Very Dark Grape	267	1
E	**3835**	Medium Grape	243	1
C	**3836**	Light Grape	163	1
P	**471**	Very Light Avocado Green	163	1
U	**469**	Avocado Green	95	1

Skeins are estimates, with the two extra rows: the thread a stitch takes on the front and back of 13 mesh canvas, plus 30 percent, rounded up for each color.

Thread colors are approximate screen matches to DMC numbers. Check against real thread before you buy.

For your own stitching, gifts and handmade pieces you sell. Do not resell or share this PDF or copies of it.

Siddur cover with olive leaves

Needlepoint pattern

Columns 1 to 78, rows 1 to 69

This page is the dark part of the chart



Key

- ● **DMC 712** Cream
- ■ **DMC 772** Very Light Yellow Green
- ▲ **DMC 3823** Ultra Pale Yellow
- ◆ **DMC 504** Very Light Blue Green
- ▼ **DMC 520** Dark Fern Green
- ★ **DMC 3790** Ultra Dark Beige Gray
- X **DMC 928** Very Light Gray Green
- H **DMC 524** Very Light Fern Green
- \+ **DMC 3363** Medium Pine Green
- = **DMC 3834** Dark Grape
- Z **DMC 3768** Dark Gray Green
- A **DMC 522** Fern Green
- V **DMC 926** Medium Gray Green
- T **DMC 729** Medium Old Gold
- N **DMC 927** Light Gray Green
- S **DMC 3032** Medium Mocha Brown
- K **DMC 154** Very Dark Grape
- E **DMC 3835** Medium Grape
- C **DMC 3836** Light Grape
- P **DMC 471** Very Light Avocado Green
- U **DMC 469** Avocado Green

Siddur cover with olive leaves

Needlepoint pattern

Columns 79 to 156, rows 1 to 69. Start at the red outline. Gray squares: charted already, do not stitch again

This page is the dark part of the chart



Key

- **DMC 712** Cream
- **DMC 772** Very Light Yellow Green
- **DMC 3823** Ultra Pale Yellow
- **DMC 504** Very Light Blue Green
- **DMC 520** Dark Fern Green
- **DMC 3790** Ultra Dark Beige Gray
- **DMC 503** Medium Blue Green
- **DMC 928** Very Light Gray Green
- **DMC 524** Very Light Fern Green
- **DMC 3363** Medium Pine Green
- **DMC 3834** Dark Grape
- **DMC 3768** Dark Gray Green
- **DMC 522** Fern Green
- **DMC 926** Medium Gray Green
- **DMC 729** Medium Old Gold
- **DMC 927** Light Gray Green
- **DMC 3032** Medium Mocha Brown
- **DMC 154** Very Dark Grape
- **DMC 3835** Medium Grape
- **DMC 3836** Light Grape

Siddur cover with olive leaves

Needlepoint pattern

Columns 157 to 234, rows 1 to 69. Gray squares: charted already, do not stitch again

This page is the dark part of the chart





Key

- ● **DMC 712** Cream
- ■ **DMC 772** Very Light Yellow Green
- ▲ **DMC 3823** Ultra Pale Yellow
- ◆ **DMC 504** Very Light Blue Green
- ▼ **DMC 520** Dark Fern Green
- ★ **DMC 3790** Ultra Dark Beige Gray
- X **DMC 928** Very Light Gray Green
- H **DMC 524** Very Light Fern Green
- \+ **DMC 3363** Medium Pine Green
- = **DMC 3834** Dark Grape
- Z **DMC 3768** Dark Gray Green
- A **DMC 522** Fern Green
- V **DMC 926** Medium Gray Green
- N **DMC 927** Light Gray Green
- S **DMC 3032** Medium Mocha Brown
- K **DMC 154** Very Dark Grape
- E **DMC 3835** Medium Grape
- C **DMC 3836** Light Grape
- P **DMC 471** Very Light Avocado Green
- U **DMC 469** Avocado Green

Siddur cover with olive leaves

Needlepoint pattern

Columns 1 to 78, rows 70 to 130. Gray squares: charted already, do not stitch again

This page is the dark part of the chart



Key

- ● **DMC 712** Cream
- ■ **DMC 772** Very Light Yellow Green
- ▲ **DMC 3823** Ultra Pale Yellow
- ▼ **DMC 520** Dark Fern Green
- ★ **DMC 3790** Ultra Dark Beige Gray
- X **DMC 928** Very Light Gray Green
- H **DMC 524** Very Light Fern Green
- \+ **DMC 3363** Medium Pine Green
- = **DMC 3834** Dark Grape
- Z **DMC 3768** Dark Gray Green
- A **DMC 522** Fern Green
- V **DMC 926** Medium Gray Green
- T **DMC 729** Medium Old Gold
- N **DMC 927** Light Gray Green
- S **DMC 3032** Medium Mocha Brown
- K **DMC 154** Very Dark Grape
- E **DMC 3835** Medium Grape
- C **DMC 3836** Light Grape
- P **DMC 471** Very Light Avocado Green
- U **DMC 469** Avocado Green

Siddur cover with olive leaves

Needlepoint pattern

Columns 79 to 156, rows 70 to 130. Gray squares: charted already, do not stitch again

This page is the dark part of the chart





Key

- ● **DMC 712** Cream
- ■ **DMC 772**
- ▲ **DMC 3823** Ultra Pale Yellow
- ◆ **DMC 504** Very Light Blue Green
- ▼ **DMC 520** Dark Fern Green
- ★ **DMC 3790**
- ❖ **DMC 503** Medium Blue Green
- X **DMC 928** Very Light Gray Green
- H **DMC 524** Very Light Fern Green
- \+ **DMC 3363** Medium Pine Green
- = **DMC 3834** Dark Grape
- Z **DMC 3768** Dark Gray Green
- A **DMC 522** Fern Green
- V **DMC 926** Medium Gray Green
- T **DMC 729** Medium Old Gold
- N **DMC 927** Light Gray Green
- S **DMC 3032**
- K **DMC 154** Very Dark Grape
- E **DMC 3835** Medium Grape
- C **DMC 3836** Light Grape
- P **DMC 471**
- U **DMC 469** Avocado Green

Siddur cover with olive leaves

Needlepoint pattern

Columns 157 to 234, rows 70 to 130. Gray squares: charted already, do not stitch again

This page is the dark part of the chart



Key

- ● **DMC 712** Cream
- ■ **DMC 772** Very Light Yellow Green
- ▲ **DMC 3823** Ultra Pale Yellow
- ◆ **DMC 504** Very Light Blue Green
- ▼ **DMC 520** Dark Fern Green
- ★ **DMC 3790** Ultra Dark Beige Gray
- X **DMC 928** Very Light Gray Green
- H **DMC 524** Very Light Fern Green
- \+ **DMC 3363** Medium Pine Green
- = **DMC 3834** Dark Grape
- Z **DMC 3768** Dark Gray Green
- A **DMC 522** Fern Green
- V **DMC 926** Medium Gray Green
- N **DMC 927** Light Gray Green
- S **DMC 3032** Medium Mocha Brown
- K **DMC 154** Very Dark Grape
- E **DMC 3835** Medium Grape
- C **DMC 3836** Light Grape
- P **DMC 471** Very Light Avocado Green
- U **DMC 469** Avocado Green