Wave belt

Needlepoint pattern | 180 x 22 stitches | 10 x 1.2 in (25.4 x 3.1 cm) on 18 mesh | 3 colors



Thread key

		stitches
● **DMC 823**	Dark Navy Blue	1,526
■ **DMC 825**	Dark Blue	1,352
▲ **DMC BLANC**	White	1,082

One chart square is one tent stitch over one canvas intersection.

The chart shows about 11 repeats; one repeat is 16 x 22 stitches. The pattern can be carried on to any length.

A belt is stitched 4 to 6 in less than belt size, because leather at each end carries the buckle and the holes. The belt calculator at flossfield.com gives the length to stitch for yours.

Cut the canvas for the whole length you will stitch, on 18 mesh, and 2 in (5.1 cm) more at each end and along each side.

3,960 stitches in the 10 in of belt in the chart. Start from the center: a red arrow above the chart marks the center column, and one to the left of it the center row.

The chart is printed in 2 parts of equal size, one under the other, on one page, turned on its side. Where the parts join, gray squares repeat two columns.

Thread colors are approximate screen matches to DMC numbers. Check against real thread before you buy.

For your own stitching, gifts and handmade pieces you sell. Do not resell or share this PDF.

Wave belt

Needlepoint pattern

Chart 1 of 2: columns 1 to 90, rows 1 to 22



Chart 2 of 2: columns 91 to 180, rows 1 to 22; gray squares repeat columns 89 and 90