Western alphabet with cowboy boots

Needlepoint pattern | 182 x 182 stitches | 14 x 14 in (35.6 x 35.6 cm) on 13 mesh | 12 colors



How to read the chart



1. Each square is one tent stitch, up at 1, down at 2: basketweave for the background, continental for lines.
2. Bind the edges. Cut 18 in of thread; start and end it without a knot left behind.
3. Mark the middle of the canvas. It is the outlined square on page 3 (DMC 321): start there. Count threads, not holes.
4. Picture first, then border, background last. Gray squares are on two pages: stitch them once.
5. A heavier line stands every ten squares: count by them.
6. When it is done, block it square.

flossfield.com/needlepoint/guides/how-to-read-a-chart/

You will need

Canvas: blank mono canvas, 13 mesh (13 threads to the inch), cut 18 x 18 in (45.7 x 45.7 cm).

Needle: tapestry, size 20. Also masking tape for the cut edges, and small scissors.

Thread: six-strand floss, 7 strands in the needle, six of one length and one of the next (8 if canvas shows), about 56 skeins in all (an estimate).

Make it a pillow: backing fabric, an insert the size of the stitching or an inch larger, and cord or piping for the edge. The seam takes two rows: stitch two extra rows all round in DMC 938, the color at its edge. With those rows it takes 7 skeins of DMC 938, not 5. How to finish a pillow.

Thread list, DMC

			stitches	skeins
●	**739**	Ultra Very Light Tan	13,325	20
■	**433**	Medium Brown	5,232	8
▲	**321**	Red	3,677	6
◆	**938**	Ultra Dark Coffee Brown	3,193	5
▼	**783**	Medium Topaz	2,452	4
★	**498**	Dark Red	2,306	4
❖	**3848**	Medium Teal Green	1,578	3
X	**3847**	Dark Teal Green	875	2
O	**3821**	Straw	220	1
+	**801**	Dark Coffee Brown	128	1
=	**435**	Very Light Brown	76	1
Z	**815**	Medium Garnet	62	1

Skeins are estimates: the thread a stitch takes on the front and back of 13 mesh canvas, plus 30 percent, rounded up for each color.

Thread colors are approximate screen matches to DMC numbers. Check against real thread before you buy.

For your own stitching, gifts and handmade pieces you sell. Do not resell or share this PDF or copies of it.

Western alphabet with cowboy boots

Needlepoint pattern

This page is the dark part of the chart

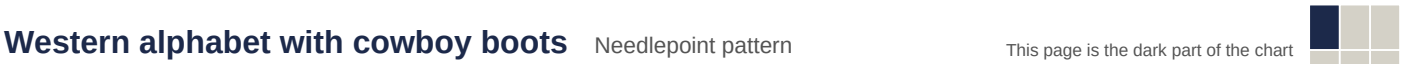

Chart 1 of 6: columns 1 to 61, rows 1 to 91



Key

- **DMC 739** Ultra Very Light Tan
- **DMC 433** Medium Brown
- **DMC 321** Red
- **DMC 938** Ultra Dark Coffee Brown
- **DMC 783** Medium Topaz
- **DMC 498** Dark Red
- **DMC 3848** Medium Teal Green
- **DMC 3821** Straw

Western alphabet with cowboy boots

Needlepoint pattern

This page is the dark part of the chart

Chart 2 of 6: columns 62 to 122, rows 1 to 91. Start at the red outline. Gray squares repeat columns 60 and 61: do not stitch them twice



Key

- **DMC 739** Ultra Very Light Tan
- **DMC 433** Medium Brown
- **DMC 321** Red
- **DMC 938** Ultra Dark Coffee Brown
- **DMC 783** Medium Topaz
- **DMC 498** Dark Red
- **DMC 3848** Medium Teal Green
- **DMC 3821** Straw

Western alphabet with cowboy boots

Needlepoint pattern

This page is the dark part of the chart

Chart 3 of 6: columns 123 to 182, rows 1 to 91. Gray squares repeat columns 121 and 122: do not stitch them twice



Key

- **DMC 739** Ultra Very Light Tan
- **DMC 433** Medium Brown
- **DMC 321** Red
- **DMC 938** Ultra Dark Coffee Brown
- **DMC 783** Medium Topaz
- **DMC 498** Dark Red
- **DMC 3848** Medium Teal Green
- **DMC 3821** Straw

Western alphabet with cowboy boots

Needlepoint pattern

This page is the dark part of the chart

Chart 4 of 6: columns 1 to 61, rows 92 to 182. Gray squares repeat rows 90 and 91: do not stitch them twice

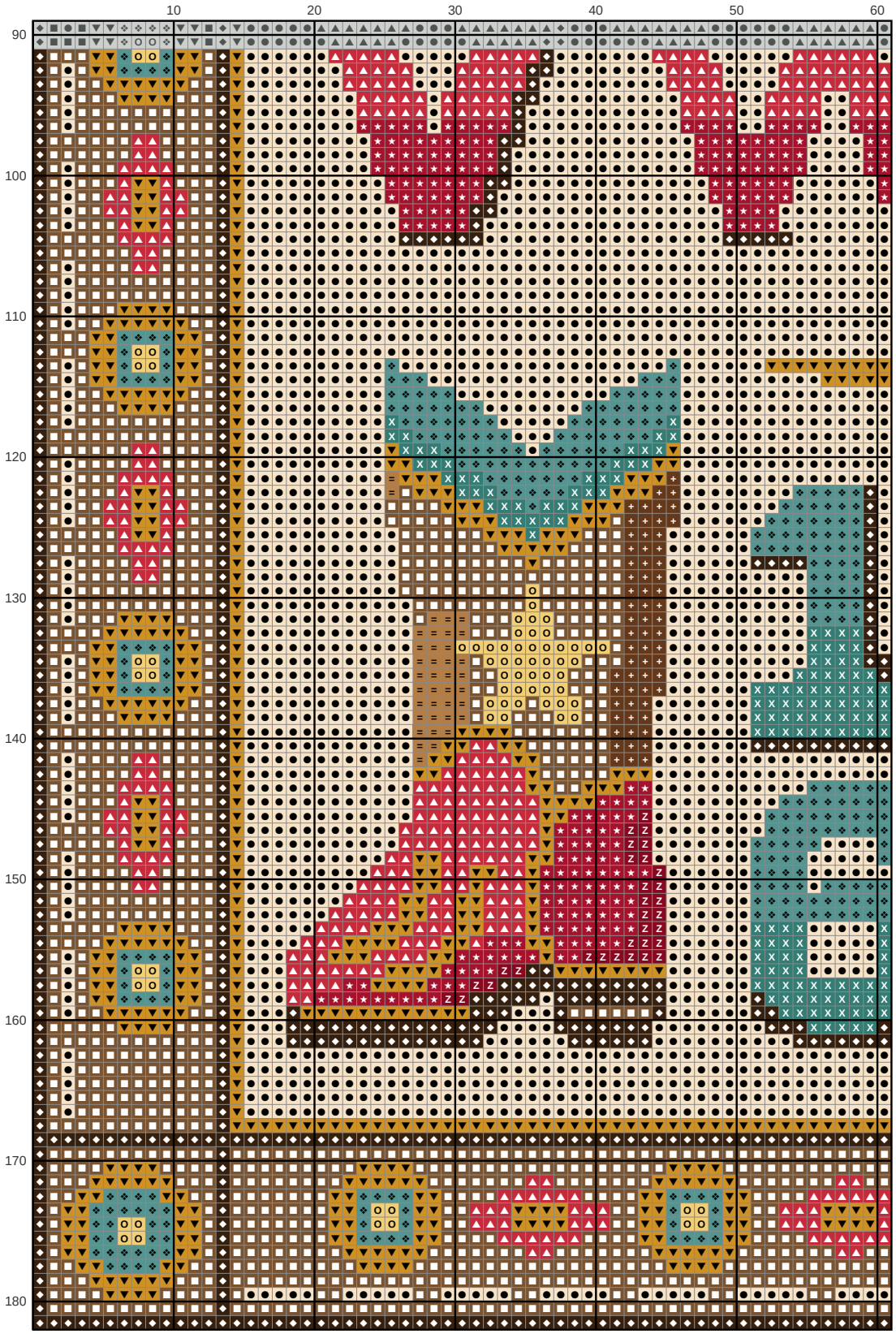

Key

- ● **DMC 739** Ultra Very Light Tan
- □ **DMC 433** Medium Brown
- ▲ **DMC 321** Red
- ◆ **DMC 938** Ultra Dark Coffee Brown
- ▼ **DMC 783** Medium Topaz
- ★ **DMC 498** Dark Red
- ❖ **DMC 3848** Medium Teal Green
- X **DMC 3847** Dark Teal Green
- O **DMC 3821** Straw
- \+ **DMC 801** Dark Coffee Brown
- = **DMC 435** Very Light Brown
- Z **DMC 815** Medium Garnet

Western alphabet with cowboy boots

Needlepoint pattern

This page is the dark part of the chart

Chart 5 of 6: columns 62 to 122, rows 92 to 182. Gray squares repeat columns 60 and 61 and rows 90 and 91: do not stitch them twice



Key

- ● **DMC 739** Ultra Very Light Tan
- □ **DMC 433** Medium Brown
- ▲ **DMC 321** Red
- ◆ **DMC 938** Ultra Dark Coffee Brown
- ▼ **DMC 783** Medium Topaz
- ★ **DMC 498** Dark Red
- ❖ **DMC 3848** Medium Teal Green
- X **DMC 3847** Dark Teal Green
- O **DMC 3821** Straw

Western alphabet with cowboy boots

Needlepoint pattern

This page is the dark part of the chart

Chart 6 of 6: columns 123 to 182, rows 92 to 182. Gray squares repeat columns 121 and 122 and rows 90 and 91: do not stitch them twice



Key

- ● **DMC 739** Ultra Very Light Tan
- □ **DMC 433** Medium Brown
- ▲ **DMC 321** Red
- ◆ **DMC 938** Ultra Dark Coffee Brown
- ▼ **DMC 783** Medium Topaz
- ★ **DMC 498** Dark Red
- ❖ **DMC 3848** Medium Teal Green
- X **DMC 3847** Dark Teal Green
- O **DMC 3821** Straw
- \+ **DMC 801** Dark Coffee Brown
- = **DMC 435** Very Light Brown
- Z **DMC 815** Medium Garnet