Whimsical anchor and octopus

Needlepoint pattern | 90 x 126 stitches | 5 x 7 in (12.7 x 17.8 cm) on 18 mesh | 20 colors



How to stitch it



1. Each square is one tent stitch, up at 1, down at 2. Lines in continental, right to left, the canvas upside down for the next row; wide areas in basketweave.
2. Cut 18 in of thread. Start and end it without a knot left behind.
3. Mark the middle of the canvas. It is the outlined square on page 2, column 45, row 63 (DMC 3752): start there. Count threads, not holes.
4. Go on from it: picture first, background last. Gray squares are on two pages: stitch them once.
5. When it is done, block it square.

First time? How to needlepoint: flossfield.com/needlepoint/guides/how-to-start/
How to read a chart: flossfield.com/needlepoint/guides/how-to-read-a-chart/

What you need

Canvas: blank mono canvas, 18 mesh (18 threads to the inch), cut 9 in wide x 11 in high (22.9 x 27.9 cm).

Needle: blunt tapestry, size 22. Also masking tape for the cut edges, and small scissors.

Thread: six-strand floss, 20 colors, about 21 skeins in all (an estimate). Stitch with 4 strands (5 or 6 if canvas shows).

Frame it: acid-free board and a frame.
How to frame needlepoint.

Thread list, DMC

			stitches	skeins
●	739	Ultra Very Light Tan	1,925	2
■	3811	Very Light Turquoise	1,200	1
▲	598	Light Turquoise	1,186	1
◆	347	Very Dark Salmon	913	1
▼	597	Turquoise	700	1
★	3750	Very Dark Antique Blue	683	1
❖	353	Peach	616	1
X	3752	Very Light Antique Blue	517	1
H	760	Salmon	474	1
+	932	Light Antique Blue	455	1
=	3328	Dark Salmon	378	1
Z	931	Medium Antique Blue	375	1
A	3712	Medium Salmon	374	1
V	3810	Dark Turquoise	363	1
T	676	Light Old Gold	262	1
N	986	Very Dark Forest Green	238	1
S	3346	Hunter Green	193	1
K	3347	Medium Yellow Green	174	1
E	729	Medium Old Gold	168	1
C	3808	Ultra Very Dark Turquoise	146	1

Skeins are estimates: the thread a stitch takes on the front and back of 18 mesh canvas, plus 30 percent, rounded up for each color.
Thread colors are approximate screen matches to DMC numbers. Check against real thread before you buy.
For your own stitching, gifts and handmade pieces you sell. Do not resell or share this PDF or copies of it.

Whimsical anchor and octopus Needlepoint pattern

Columns 1 to 90, rows 1 to 67. Start at the red outline

This page is the dark part of the chart



Key

- DMC 739 Ultra Very Light Tan
- DMC 3811 Very Light Turquoise
- DMC 598 Light Turquoise
- DMC 347 Very Dark Salmon
- DMC 597 Turquoise
- DMC 3750 Very Dark Antique Blue
- DMC 353 Peach
- DMC 3752 Very Light Antique Blue
- DMC 760 Salmon
- DMC 932 Light Antique Blue
- DMC 3328 Dark Salmon
- DMC 931 Medium Antique Blue
- DMC 3712 Medium Salmon
- DMC 3810 Dark Turquoise
- DMC 676 Light Old Gold
- DMC 986 Very Dark Forest Green
- DMC 3346 Hunter Green
- DMC 3347 Medium Yellow Green
- DMC 729 Medium Old Gold

Whimsical anchor and octopus

Needlepoint pattern

Columns 1 to 90, rows 68 to 126. Gray squares: charted already, do not stitch again

This page is the dark part of the chart



Key

- ● **DMC 739** Ultra Very Light Tan
- ◆ **DMC 347** Very Dark Salmon
- ★ **DMC 3750** Very Dark Antique Blue
- ❖ **DMC 353** Peach
- X **DMC 3752** Very Light Antique Blue
- H **DMC 760** Salmon
- \+ **DMC 932** Light Antique Blue
- = **DMC 3328** Dark Salmon
- Z **DMC 931** Medium Antique Blue
- A **DMC 3712** Medium Salmon
- V **DMC 3810** Dark Turquoise
- T **DMC 676** Light Old Gold
- N **DMC 986** Very Dark Forest Green
- S **DMC 3346** Hunter Green
- K **DMC 3347** Medium Yellow Green
- C **DMC 3808** Ultra Very Dark Turquoise