Whimsical angel hugging a star

Needlepoint pattern | 90 x 126 stitches | 5 x 7 in (12.7 x 17.8 cm) on 18 mesh | 20 colors



How to stitch it

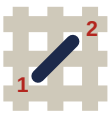

1. Each square is one tent stitch, up at 1, down at 2. Lines in continental, right to left, the canvas upside down for the next row; wide areas in basketweave.
2. Cut 18 in of thread. Start and end it without a knot left behind.
3. Mark the middle of the canvas. It is the outlined square on page 2, column 45, row 63 (DMC 726): start there. Count threads, not holes.
4. Go on from it: picture first, background last. Gray squares are on two pages: stitch them once.
5. When it is done, block it square.

First time? How to needlepoint: flossfield.com/needlepoint/guides/how-to-start/
How to read a chart: flossfield.com/needlepoint/guides/how-to-read-a-chart/

What you need

Canvas: blank mono canvas, 18 mesh (18 threads to the inch), cut 9 in wide x 11 in high (22.9 x 27.9 cm).

Needle: blunt tapestry, size 22. Also masking tape for the cut edges, and small scissors.

Thread: six-strand floss, 20 colors, about 22 skeins in all (an estimate). Stitch with 4 strands (5 or 6 if canvas shows).

Frame it: acid-free board and a frame.
How to frame needlepoint.

Thread list, DMC

			stitches	skeins
●	BLANC	White	2,158	2
■	322	Dark Baby Blue	1,819	2
▲	3756	Ultra Very Light Baby Blue	1,072	1
◆	726	Light Topaz	1,036	1
▼	3371	Black Brown	687	1
★	334	Medium Baby Blue	674	1
❖	3755	Baby Blue	631	1
X	3832	Medium Raspberry	614	1
H	3325	Light Baby Blue	445	1
+	815	Medium Garnet	427	1
=	407	Dark Desert Sand	423	1
Z	783	Medium Topaz	285	1
A	3831	Dark Raspberry	244	1
V	3833	Light Raspberry	180	1
T	3820	Dark Straw	167	1
N	433	Medium Brown	128	1
S	745	Light Pale Yellow	118	1
K	3772	Very Dark Desert Sand	115	1
E	898	Very Dark Coffee Brown	70	1
C	3778	Light Terra Cotta	47	1

Skeins are estimates: the thread a stitch takes on the front and back of 18 mesh canvas, plus 30 percent, rounded up for each color.
Thread colors are approximate screen matches to DMC numbers. Check against real thread before you buy.
For your own stitching, gifts and handmade pieces you sell. Do not resell or share this PDF or copies of it.

Whimsical angel hugging a star Needlepoint pattern

Columns 1 to 90, rows 1 to 67. Start at the red outline

This page is the dark part of the chart



Key

- DMC BLANC — White
- DMC 322 — Dark Baby Blue
- DMC 3756 — Ultra Very Light Baby Blue
- DMC 726 — Light Topaz
- DMC 3371 — Black Brown
- DMC 334 — Medium Baby Blue
- DMC 3755 — Baby Blue
- DMC 3832 — Medium Raspberry
- DMC 815 — Medium Garnet
- DMC 407 — Dark Desert Sand
- DMC 783 — Medium Topaz
- DMC 3831 — Dark Raspberry
- DMC 3833 — Light Raspberry
- DMC 3820 — Dark Straw
- DMC 433 — Medium Brown
- DMC 745 — Light Pale Yellow
- DMC 3772 — Very Dark Desert Sand
- DMC 898 — Very Dark Coffee Brown
- DMC 3778 — Light Terra Cotta

Whimsical angel hugging a star

Needlepoint pattern

Columns 1 to 90, rows 68 to 126. Gray squares: charted already, do not stitch again

This page is the dark part of the chart



Key

- ● **DMC BLANC** — White
- ▲ **DMC 3756** — Ultra Very Light Baby Blue
- ◆ **DMC 726** — Light Topaz
- ★ **DMC 334** — Medium Baby Blue
- ❖ **DMC 3755** — Baby Blue
- X **DMC 3832** — Medium Raspberry
- H **DMC 3325** — Light Baby Blue
- \+ **DMC 815** — Medium Garnet
- = **DMC 407** — Dark Desert Sand
- Z **DMC 783** — Medium Topaz
- A **DMC 3831** — Dark Raspberry
- V **DMC 3833** — Light Raspberry
- T **DMC 3820** — Dark Straw
- N **DMC 433** — Medium Brown
- S **DMC 745** — Light Pale Yellow
- K **DMC 3772** — Very Dark Desert Sand