Whimsical Aries the ram

Needlepoint pattern | 104 x 104 stitches | 8 x 8 in (20.3 x 20.3 cm) on 13 mesh | 18 colors



How to stitch it



1. Each square is one tent stitch, up at 1, down at 2. Lines in continental, right to left, the canvas upside down for the next row; wide areas in basketweave.
2. Cut 18 in of thread. Start and end it without a knot left behind.
3. Mark the middle of the canvas. It is the outlined square on page 2, column 52, row 52 (DMC 842): start there. Count threads, not holes.
4. Go on from it: picture first, background last. Gray squares are on two pages: stitch them once.
5. Last, two more rows all round, each stitch in the color it lies beside: the seam hides them.

First time? How to needlepoint: flossfield.com/needlepoint/guides/how-to-start/
How to read a chart: flossfield.com/needlepoint/guides/how-to-read-a-chart/

What you need

Canvas: blank mono canvas, 13 mesh (13 threads to the inch), cut 12.5 in square (31.8 cm).

Needle: blunt tapestry, size 20. Also masking tape for the cut edges, and small scissors.

Thread: six-strand floss, 18 colors, about 27 skeins in all (an estimate). Stitch with 7 strands (8 if canvas shows).

Make it a pillow: backing fabric, an insert the size of the stitching or an inch larger, and cord or piping for the edge. How to finish a pillow.

Thread list, DMC

			stitches	skeins
●	**333**	Very Dark Blue Violet	1,704	3
■	**3865**	Winter White	1,538	3
▲	**340**	Medium Blue Violet	1,525	3
◆	**3346**	Hunter Green	871	2
▼	**159**	Light Gray Blue	819	2
★	**3746**	Dark Blue Violet	801	2
❖	**744**	Pale Yellow	513	1
X	**3712**	Medium Salmon	443	1
H	**434**	Light Brown	398	1
+	**801**	Dark Coffee Brown	354	1
=	**842**	Very Light Beige Brown	350	1
Z	**729**	Medium Old Gold	285	1
A	**3347**	Medium Yellow Green	271	1
V	**841**	Light Beige Brown	266	1
T	**3348**	Light Yellow Green	226	1
N	**676**	Light Old Gold	220	1
S	**3831**	Dark Raspberry	128	1
K	**3371**	Black Brown	104	1

Skeins are estimates, with the two extra rows: the thread a stitch takes on the front and back of 13 mesh canvas, plus 30 percent, rounded up for each color.

Thread colors are approximate screen matches to DMC numbers. Check against real thread before you buy.

For your own stitching, gifts and handmade pieces you sell. Do not resell or share this PDF or copies of it.

Whimsical Aries the ram

Needlepoint pattern

Columns 1 to 56, rows 1 to 104. Start at the red outline

This page is the dark part of the chart



Key

- **DMC 333** Very Dark Blue Violet
- **DMC 3865** Winter White
- **DMC 340** Medium Blue Violet
- **DMC 3346** Hunter Green
- **DMC 159** Light Gray Blue
- **DMC 3746** Dark Blue Violet
- **DMC 744** Pale Yellow
- **DMC 3712** Medium Salmon
- **DMC 434** Light Brown
- **DMC 801** Dark Coffee Brown
- **DMC 842** Very Light Beige Brown
- **DMC 729** Medium Old Gold
- **DMC 3347** Medium Yellow Green
- **DMC 841** Light Beige Brown
- **DMC 3348** Light Yellow Green
- **DMC 676** Light Old Gold
- **DMC 3831** Dark Raspberry
- **DMC 3371** Black Brown

Whimsical Aries the ram

Needlepoint pattern

Columns 57 to 104, rows 1 to 104. Gray squares: charted already, do not stitch again

This page is the dark part of the chart



Key

- DMC 333 Very Dark Blue Violet
- DMC 3865 Winter White
- DMC 340 Medium Blue Violet
- DMC 3346 Hunter Green
- DMC 159 Light Gray Blue
- DMC 3746 Dark Blue Violet
- DMC 744 Pale Yellow
- DMC 3712 Medium Salmon
- DMC 434 Light Brown
- DMC 801 Dark Coffee Brown
- DMC 842 Very Light Beige Brown
- DMC 729 Medium Old Gold
- DMC 3347 Medium Yellow Green
- DMC 841 Light Beige Brown
- DMC 3348 Light Yellow Green
- DMC 676 Light Old Gold
- DMC 3831 Dark Raspberry