Whimsical aspen trees by moonlight

Needlepoint pattern | 90 x 90 stitches | 5 x 5 in (12.7 x 12.7 cm) on 18 mesh | 17 colors



How to stitch it



1. Each square is one tent stitch, up at 1, down at 2. Lines in continental, right to left, the canvas upside down for the next row; wide areas in basketweave.
2. Cut 18 in of thread. Start and end it without a knot left behind.
3. Mark the middle of the canvas. It is the outlined square on page 2, column 45, row 45 (DMC 746): start there. Count threads, not holes.
4. Go on from it: picture first, background last. Gray squares are on two pages: stitch them once.
5. Last, two more rows all round, each stitch in the color it lies beside: the opening's edge hides them.

First time? How to needlepoint: flossfield.com/needlepoint/guides/how-to-start/
How to read a chart: flossfield.com/needlepoint/guides/how-to-read-a-chart/

What you need

Canvas: blank mono canvas, 18 mesh (18 threads to the inch), cut 9.5 in square (24.1 cm).

Needle: blunt tapestry, size 22. Also masking tape for the cut edges, and small scissors.

Thread: six-strand floss, 17 colors, about 18 skeins in all (an estimate). Stitch with 4 strands (5 or 6 if canvas shows).

Fit it into a lid: the box or tray, acid-free board and backing. Measure the opening first.
How to fit it into a lid.

Thread list, DMC

			stitches	skeins
●	**336**	Navy Blue	1,400	2
■	**3865**	Winter White	962	1
▲	**931**	Medium Antique Blue	897	1
◆	**3752**	Very Light Antique Blue	699	1
▼	**746**	Off White	682	1
★	**312**	Very Dark Baby Blue	554	1
❖	**500**	Very Dark Blue Green	498	1
X	**3808**	Ultra Very Dark Turquoise	405	1
H	**434**	Light Brown	405	1
+	**783**	Medium Topaz	298	1
=	**3810**	Dark Turquoise	274	1
Z	**726**	Light Topaz	215	1
A	**745**	Light Pale Yellow	206	1
V	**780**	Ultra Very Dark Topaz	185	1
T	**939**	Very Dark Navy Blue	167	1
N	**801**	Dark Coffee Brown	163	1
S	**436**	Tan	90	1

Skeins are estimates, with the two extra rows: the thread a stitch takes on the front and back of 18 mesh canvas, plus 30 percent, rounded up for each color.

Thread colors are approximate screen matches to DMC numbers. Check against real thread before you buy.

For your own stitching, gifts and handmade pieces you sell. Do not resell or share this PDF or copies of it.

Whimsical aspen trees by moonlight

Needlepoint pattern

Columns 1 to 49, rows 1 to 90. Start at the red outline

This page is the dark part of the chart

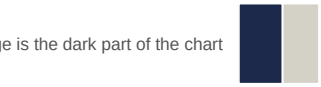



Key

- **DMC 336** Navy Blue
- **DMC 3865** Winter White
- **DMC 931** Medium Antique Blue
- **DMC 3752** Very Light Antique Blue
- **DMC 746** Off White
- **DMC 312** Very Dark Baby Blue
- **DMC 500** Very Dark Blue Green
- **DMC 3808** Ultra Very Dark Turquoise
- **DMC 434** Light Brown
- **DMC 783** Medium Topaz
- **DMC 3810** Dark Turquoise
- **DMC 726** Light Topaz
- **DMC 745** Light Pale Yellow
- **DMC 780** Ultra Very Dark Topaz
- **DMC 939** Very Dark Navy Blue
- **DMC 801** Dark Coffee Brown
- **DMC 436** Tan

Whimsical aspen trees by moonlight

Needlepoint pattern

Columns 50 to 90, rows 1 to 90. Gray squares: charted already, do not stitch again

This page is the dark part of the chart



Key

- **DMC 336** Navy Blue
- **DMC 3865** Winter White
- **DMC 931** Medium Antique Blue
- **DMC 3752** Very Light Antique Blue
- **DMC 746** Off White
- **DMC 312** Very Dark Baby Blue
- **DMC 500** Very Dark Blue Green
- **DMC 3808** Ultra Very Dark Turquoise
- **DMC 434** Light Brown
- **DMC 783** Medium Topaz
- **DMC 3810** Dark Turquoise
- **DMC 726** Light Topaz
- **DMC 745** Light Pale Yellow
- **DMC 780** Ultra Very Dark Topaz
- **DMC 939** Very Dark Navy Blue
- **DMC 801** Dark Coffee Brown
- **DMC 436** Tan