Whimsical backpack full of wildflowers

Needlepoint pattern | 140 x 140 stitches | 14 x 14 in (35.6 x 35.6 cm) on 10 mesh | 24 colors



How to stitch it



1. Each square is one tent stitch, up at 1, down at 2. Lines in continental, right to left, the canvas upside down for the next row; wide areas in basketweave.
2. Cut 18 in of thread. Start and end it without a knot left behind.
3. Mark the middle of the canvas. It is the outlined square on page 2, column 70, row 70 (DMC 598): start there. Count threads, not holes.
4. Go on from it: picture first, background last. Gray squares are on two pages: stitch them once.
5. Last, two more rows all round in DMC 3733: the seam hides them.

First time? How to needlepoint: flossfield.com/needlepoint/guides/how-to-start/
How to read a chart: flossfield.com/needlepoint/guides/how-to-read-a-chart/

What you need

Canvas: blank mono canvas, 10 mesh (10 threads to the inch), cut 18.5 in square (47 cm).

Needle: blunt tapestry, size 18. Also masking tape for the cut edges, and small scissors.

Thread: pearl cotton size 3, 24 colors, about 46 skeins in all (an estimate). Stitch with 2 lengths together.

Make it a pillow: backing fabric, an insert the size of the stitching or an inch larger, and cord or piping for the edge. How to finish a pillow.

Thread list, DMC

			stitches	skeins
●	3841	Pale Baby Blue	5,627	9
■	3733	Dusty Rose	4,341	9
▲	BLANC	White	1,345	3
◆	3347	Medium Yellow Green	1,012	2
▼	801	Dark Coffee Brown	742	2
★	895	Very Dark Hunter Green	702	2
❖	436	Tan	681	2
X	598	Light Turquoise	633	1
H	725	Medium Light Topaz	551	1
+	3346	Hunter Green	431	1
=	3808	Ultra Very Dark Turquoise	413	1
Z	341	Light Blue Violet	398	1
A	3350	Ultra Dark Dusty Rose	357	1
V	3689	Light Mauve	341	1
T	434	Light Brown	322	1
N	842	Very Light Beige Brown	313	1
S	155	Medium Dark Blue Violet	291	1
K	597	Turquoise	265	1
E	3809	Very Dark Turquoise	177	1
C	333	Very Dark Blue Violet	175	1
P	989	Forest Green	160	1
U	841	Light Beige Brown	157	1
L	3756	Ultra Very Light Baby Blue	156	1
2	840	Medium Beige Brown	10	1

Skeins are estimates, with the two extra rows: the thread a stitch takes on the front and back of 10 mesh canvas, plus 30 percent, rounded up for each color.

Thread colors are approximate screen matches to DMC numbers. Check against real thread before you buy.

For your own stitching, gifts and handmade pieces you sell. Do not resell or share this PDF or copies of it.

Whimsical backpack full of wildflowers Needlepoint pattern

Columns 1 to 74, rows 1 to 74. Start at the red outline

This page is the dark part of the chart



Key

- ● **DMC 3841** Pale Baby Blue
- ■ **DMC 3733** Dusty Rose
- ▲ **DMC BLANC** White
- ◆ **DMC 3347** Medium Yellow Green
- ▼ **DMC 801** Dark Coffee Brown
- ★ **DMC 895** Very Dark Hunter Green
- ❖ **DMC 436** Tan
- X **DMC 598** Light Turquoise
- H **DMC 725** Medium Light Topaz
- \+ **DMC 3346** Hunter Green
- Z **DMC 341** Light Blue Violet
- A **DMC 3350** Ultra Dark Dusty Rose
- V **DMC 3689** Light Mauve
- T **DMC 434** Light Brown
- N **DMC 842** Very Light Beige Brown
- S **DMC 155** Medium Dark Blue Violet
- E **DMC 3809** Very Dark Turquoise
- C **DMC 333** Very Dark Blue Violet
- P **DMC 989** Forest Green
- U **DMC 841** Light Beige Brown
- L **DMC 3756** Ultra Very Light Baby Blue

Whimsical backpack full of wildflowers Needlepoint pattern

Columns 75 to 140, rows 1 to 74. Gray squares: charted already, do not stitch again

This page is the dark part of the chart



Key

- ● **DMC 3841** Pale Baby Blue
- ■ **DMC 3733** Dusty Rose
- ▲ **DMC BLANC** White
- ◆ **DMC 3347** Medium Yellow Green
- ▼ **DMC 801** Dark Coffee Brown
- ★ **DMC 895** Very Dark Hunter Green
- ❖ **DMC 436** Tan
- X **DMC 598** Light Turquoise
- H **DMC 725** Medium Light Topaz
- \+ **DMC 3346** Hunter Green
- = **DMC 3808** Ultra Very Dark Turquoise
- Z **DMC 341** Light Blue Violet
- A **DMC 3350** Ultra Dark Dusty Rose
- V **DMC 3689** Light Mauve
- T **DMC 434** Light Brown
- N **DMC 842** Very Light Beige Brown
- S **DMC 155** Medium Dark Blue Violet
- K **DMC 597** Turquoise
- E **DMC 3809** Very Dark Turquoise
- C **DMC 333** Very Dark Blue Violet
- P **DMC 989** Forest Green
- U **DMC 841** Light Beige Brown
- L **DMC 3756** Ultra Very Light Baby Blue

Whimsical backpack full of wildflowers Needlepoint pattern

Columns 1 to 74, rows 75 to 140. Gray squares: charted already, do not stitch again

This page is the dark part of the chart



Key

- ● **DMC 3841** Pale Baby Blue
- ■ **DMC 3733** Dusty Rose
- ▲ **DMC BLANC** White
- ◆ **DMC 3347** Medium Yellow Green
- ▼ **DMC 801** Dark Coffee Brown
- ★ **DMC 895** Very Dark Hunter Green
- ❖ **DMC 436** Tan
- X **DMC 598** Light Turquoise
- H **DMC 725** Medium Light Topaz
- \+ **DMC 3346** Hunter Green
- = **DMC 3808** Ultra Very Dark Turquoise
- Z **DMC 341** Light Blue Violet
- A **DMC 3350** Ultra Dark Dusty Rose
- V **DMC 3689** Light Mauve
- T **DMC 434** Light Brown
- N **DMC 842** Very Light Beige Brown
- K **DMC 597** Turquoise
- E **DMC 3809** Very Dark Turquoise
- P **DMC 989** Forest Green
- U **DMC 841** Light Beige Brown
- L **DMC 3756** Ultra Very Light Baby Blue

Whimsical backpack full of wildflowers Needlepoint pattern

Columns 75 to 140, rows 75 to 140. Gray squares: charted already, do not stitch again

This page is the dark part of the chart



Key

- ● **DMC 3841** Pale Baby Blue
- ■ **DMC 3733** Dusty Rose
- ▲ **DMC BLANC** White
- ◆ **DMC 3347** Medium Yellow Green
- ▼ **DMC 801** Dark Coffee Brown
- ★ **DMC 895** Very Dark Hunter Green
- ❖ **DMC 436** Tan
- X **DMC 598** Light Turquoise
- H **DMC 725** Medium Light Topaz
- \+ **DMC 3346** Hunter Green
- = **DMC 3808** Ultra Very Dark Turquoise
- Z **DMC 341** Light Blue Violet
- A **DMC 3350** Ultra Dark Dusty Rose
- V **DMC 3689** Light Mauve
- T **DMC 434** Light Brown
- N **DMC 842** Very Light Beige Brown
- K **DMC 597** Turquoise
- E **DMC 3809** Very Dark Turquoise
- P **DMC 989** Forest Green
- U **DMC 841** Light Beige Brown
- L **DMC 3756** Ultra Very Light Baby Blue
- 2 **DMC 840** Medium Beige Brown