Whimsical beach house stocking

Needlepoint pattern | 143 x 234 stitches | 11 x 18 in (27.9 x 45.7 cm) on 13 mesh | 23 colors



How to stitch it



1. Each square is one tent stitch, up at 1, down at 2. Lines in continental, right to left, the canvas upside down for the next row; wide areas in basketweave.
2. Cut 18 in of thread. Start and end it without a knot left behind.
3. Mark the crossing 2 in from the top and right edges of the canvas. It is the outlined square, top right of page 2, column 143, row 1 (DMC 3823): start there. Count threads, not holes.
4. The name first, where you put one on it, then downward, background as you go. Gray squares are on two pages: stitch them once. Empty squares stay bare.
5. Last, two more rows all round, each stitch in the color it lies beside: the seam hides them. Ask your finisher first.

The dashed box on the cuff is the place for a name, and the two red marks are its middle: type one on the pattern's page to have it charted.

First time? How to needlepoint: flossfield.com/needlepoint/guides/how-to-start/
How to read a chart: flossfield.com/needlepoint/guides/how-to-read-a-chart/

What you need

Canvas: blank mono canvas, 13 mesh (13 threads to the inch), cut 15.5 in wide x 22.5 in high (39.4 x 57.2 cm).

Needle: blunt tapestry, size 20. Also masking tape for the cut edges, and small scissors.

Thread: six-strand floss, 23 colors, about 49 skeins in all (an estimate). Stitch with 7 strands (8 if canvas shows).

Make it a stocking: a finisher, who backs and lines it (ask months before Christmas), or backing, lining, cord and a loop to sew it up yourself. How to finish a stocking.

Thread list, DMC

			stitches	skeins
●	**677**	Very Light Old Gold	3,336	6
■	**3823**	Ultra Pale Yellow	3,222	6
▲	**598**	Light Turquoise	2,276	4
◆	**3827**	Pale Golden Brown	1,705	3
▼	**3865**	Winter White	1,660	3
★	**964**	Light Seagreen	1,489	3
❖	**435**	Very Light Brown	1,473	3
X	**963**	Ultra Very Light Dusty Rose	1,196	2
H	**747**	Very Light Sky Blue	833	2
+	**819**	Light Baby Pink	831	2
=	**3810**	Dark Turquoise	770	2
Z	**738**	Very Light Tan	702	2
A	**3716**	Very Light Rose	542	1
V	**321**	Red	537	1
T	**962**	Medium Dusty Rose	433	1
N	**3761**	Light Sky Blue	388	1
S	**211**	Light Lavender	299	1
K	**562**	Medium Jade	298	1
E	**743**	Medium Yellow	290	1
C	**3687**	Mauve	261	1
P	**210**	Medium Lavender	135	1
U	**779**	Dark Cocoa	124	1
L	**3858**	Medium Rosewood	120	1

Skeins are estimates, with the two extra rows: the thread a stitch takes on the front and back of 13 mesh canvas, plus 30 percent, rounded up for each color.

Thread colors are approximate screen matches to DMC numbers. Check against real thread before you buy.

For your own stitching, gifts and handmade pieces you sell. Do not resell or share this PDF or copies of it.

Whimsical beach house stocking

Needlepoint pattern

Columns 62 to 143, rows 1 to 71. Start at the red outline

This page is the dark part of the chart



Key

- ● **DMC 677** Very Light Old Gold
- ■ **DMC 3823** Ultra Pale Yellow
- ▲ **DMC 598** Light Turquoise
- ◆ **DMC 3827** Pale Golden Brown
- ▼ **DMC 3865** Winter White
- ★ **DMC 964** Light Seagreen
- X **DMC 963** Ultra Very Light Dusty Rose
- = **DMC 3810** Dark Turquoise
- A **DMC 3716** Very Light Rose
- V **DMC 321** Red
- T **DMC 962** Medium Dusty Rose
- N **DMC 3761** Light Sky Blue
- S **DMC 211** Light Lavender
- K **DMC 562** Medium Jade
- E **DMC 743** Medium Yellow
- C **DMC 3687** Mauve
- P **DMC 210** Medium Lavender
- U **DMC 779** Dark Cocoa

Whimsical beach house stocking

Needlepoint pattern

Columns 61 to 143, rows 72 to 140. Gray squares: charted already, do not stitch again

This page is the dark part of the chart



Key

- **DMC 598** Light Turquoise
- **DMC 3827** Pale Golden Brown
- **DMC 3865** Winter White
- **DMC 964** Light Seagreen
- **DMC 963** Ultra Very Light Dusty Rose
- **DMC 747** Very Light Sky Blue
- **DMC 819** Light Baby Pink
- **DMC 3810** Dark Turquoise
- **DMC 3716** Very Light Rose
- **DMC 321** Red
- **DMC 962** Medium Dusty Rose
- **DMC 3761** Light Sky Blue
- **DMC 211** Light Lavender
- **DMC 562** Medium Jade
- **DMC 743** Medium Yellow
- **DMC 3687** Mauve
- **DMC 210** Medium Lavender
- **DMC 779** Dark Cocoa

Whimsical beach house stocking Needlepoint pattern

Columns 1 to 72, rows 141 to 234. Gray squares: charted already, do not stitch again

This page is the dark part of the chart



Whimsical beach house stocking

Needlepoint pattern

Columns 73 to 143, rows 141 to 234. Gray squares: charted already, do not stitch again

This page is the dark part of the chart

