Whimsical Jack and the beanstalk

Needlepoint pattern | 90 x 126 stitches | 5 x 7 in (12.7 x 17.8 cm) on 18 mesh | 20 colors



How to stitch it



1. Each square is one tent stitch, up at 1, down at 2. Lines in continental, right to left, the canvas upside down for the next row; wide areas in basketweave.
2. Cut 18 in of thread. Start and end it without a knot left behind.
3. Mark the middle of the canvas. It is the outlined square on page 2, column 45, row 63 (DMC 3823): start there. Count threads, not holes.
4. Go on from it: picture first, background last. Gray squares are on two pages: stitch them once.
5. When it is done, block it square.

First time? How to needlepoint: flossfield.com/needlepoint/guides/how-to-start/
How to read a chart: flossfield.com/needlepoint/guides/how-to-read-a-chart/

What you need

Canvas: blank mono canvas, 18 mesh (18 threads to the inch), cut 9 in wide x 11 in high (22.9 x 27.9 cm).

Needle: blunt tapestry, size 22. Also masking tape for the cut edges, and small scissors.

Thread: six-strand floss, 20 colors, about 21 skeins in all (an estimate). Stitch with 4 strands (5 or 6 if canvas shows).

Frame it: acid-free board and a frame.
How to frame needlepoint.

Thread list, DMC

			stitches	skeins
●	791	Very Dark Cornflower Blue	1,913	2
■	702	Kelly Green	1,203	1
▲	699	Green	1,176	1
◆	3823	Ultra Pale Yellow	973	1
▼	3746	Dark Blue Violet	869	1
★	890	Ultra Dark Pistachio Green	776	1
❖	3747	Very Light Blue Violet	666	1
X	3689	Light Mauve	520	1
H	210	Medium Lavender	513	1
+	704	Bright Chartreuse	444	1
=	745	Light Pale Yellow	358	1
Z	341	Light Blue Violet	335	1
A	801	Dark Coffee Brown	321	1
V	321	Red	271	1
T	435	Very Light Brown	264	1
N	815	Medium Garnet	177	1
S	725	Medium Light Topaz	174	1
K	797	Royal Blue	174	1
E	945	Tawny	170	1
C	3064	Desert Sand	43	1

Skeins are estimates: the thread a stitch takes on the front and back of 18 mesh canvas, plus 30 percent, rounded up for each color.
Thread colors are approximate screen matches to DMC numbers. Check against real thread before you buy.
For your own stitching, gifts and handmade pieces you sell. Do not resell or share this PDF or copies of it.

Whimsical Jack and the beanstalk

Needlepoint pattern

Columns 1 to 90, rows 1 to 67. Start at the red outline

This page is the dark part of the chart



Key

- DMC 791 — Very Dark Cornflower Blue
- DMC 702 — Kelly Green
- DMC 699 — Green
- DMC 3823 — Ultra Pale Yellow
- DMC 3746 — Dark Blue Violet
- DMC 890 — Ultra Dark Pistachio Green
- DMC 3747 — Very Light Blue Violet
- DMC 3689 — Light Mauve
- DMC 210 — Medium Lavender
- DMC 704 — Bright Chartreuse
- DMC 745 — Light Pale Yellow
- DMC 341 — Light Blue Violet
- DMC 801 — Dark Coffee Brown
- DMC 321 — Red
- DMC 435 — Very Light Brown
- DMC 815 — Medium Garnet
- DMC 725 — Medium Light Topaz
- DMC 797 — Royal Blue
- DMC 945 — Tawny
- DMC 3064 — Desert Sand

Whimsical Jack and the beanstalk

Needlepoint pattern

Columns 1 to 90, rows 68 to 126. Gray squares: charted already, do not stitch again

This page is the dark part of the chart

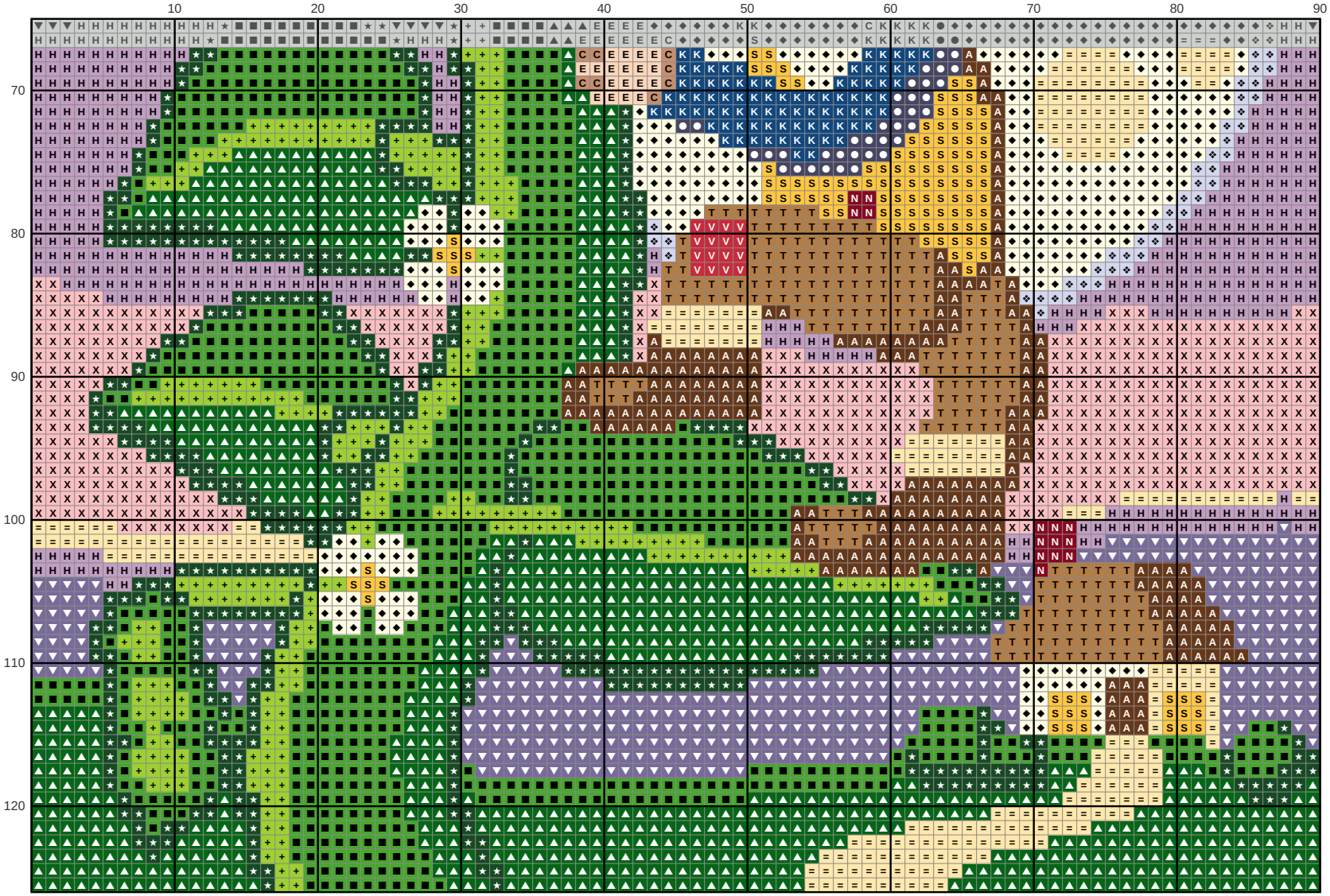

Key

- **DMC 791** Very Dark Cornflower Blue
- **DMC 702** Kelly Green
- **DMC 699** Green
- **DMC 3823** Ultra Pale Yellow
- **DMC 3746** Dark Blue Violet
- **DMC 890** Ultra Dark Pistachio Green
- **DMC 3747** Very Light Blue Violet
- **DMC 3689** Light Mauve
- **DMC 210** Medium Lavender
- **DMC 704** Bright Chartreuse
- **DMC 745** Light Pale Yellow
- **DMC 801** Dark Coffee Brown
- **DMC 321** Red
- **DMC 435** Very Light Brown
- **DMC 815** Medium Garnet
- **DMC 725** Medium Light Topaz
- **DMC 797** Royal Blue
- **DMC 945** Tawny
- **DMC 3064** Desert Sand