Whimsical bichon frise

Needlepoint pattern | 90 x 90 stitches | 5 x 5 in (12.7 x 12.7 cm) on 18 mesh | 18 colors



How to stitch it



1. Each square is one tent stitch, up at 1, down at 2. Lines in continental, right to left, the canvas upside down for the next row; wide areas in basketweave.
2. Cut 18 in of thread. Start and end it without a knot left behind.
3. Mark the middle of the canvas. It is the outlined square on page 2, column 45, row 45 (DMC 3042): start there. Count threads, not holes.
4. Go on from it: picture first, background last. Gray squares are on two pages: stitch them once.
5. Last, two more rows all round, each stitch in the color it lies beside: the opening's edge hides them.

First time? How to needlepoint: flossfield.com/needlepoint/guides/how-to-start/
How to read a chart: flossfield.com/needlepoint/guides/how-to-read-a-chart/

What you need

Canvas: blank mono canvas, 18 mesh (18 threads to the inch), cut 9.5 in square (24.1 cm).

Needle: blunt tapestry, size 22. Also masking tape for the cut edges, and small scissors.

Thread: six-strand floss, 18 colors, about 21 skeins in all (an estimate). Stitch with 4 strands (5 or 6 if canvas shows).

Fit it into a lid: the box or tray, acid-free board and backing. Measure the opening first.
How to fit it into a lid.

Thread list, DMC

			stitches	skeins
●	3808	Ultra Very Dark Turquoise	1,978	2
■	BLANC	White	1,624	2
▲	3809	Very Dark Turquoise	1,445	2
◆	3743	Very Light Antique Violet	469	1
▼	3766	Light Peacock Blue	463	1
★	3811	Very Light Turquoise	390	1
❖	3733	Dusty Rose	300	1
X	3354	Light Dusty Rose	207	1
H	3350	Ultra Dark Dusty Rose	170	1
+	739	Ultra Very Light Tan	153	1
=	3731	Very Dark Dusty Rose	146	1
Z	3042	Light Antique Violet	142	1
A	3371	Black Brown	140	1
V	726	Light Topaz	139	1
T	762	Very Light Pearl Gray	117	1
N	972	Deep Canary	112	1
S	782	Dark Topaz	93	1
K	740	Tangerine	12	1

Skeins are estimates, with the two extra rows: the thread a stitch takes on the front and back of 18 mesh canvas, plus 30 percent, rounded up for each color.

Thread colors are approximate screen matches to DMC numbers. Check against real thread before you buy.

For your own stitching, gifts and handmade pieces you sell. Do not resell or share this PDF or copies of it.

Whimsical bichon frise Needlepoint pattern

Columns 1 to 49, rows 1 to 90. Start at the red outline

This page is the dark part of the chart

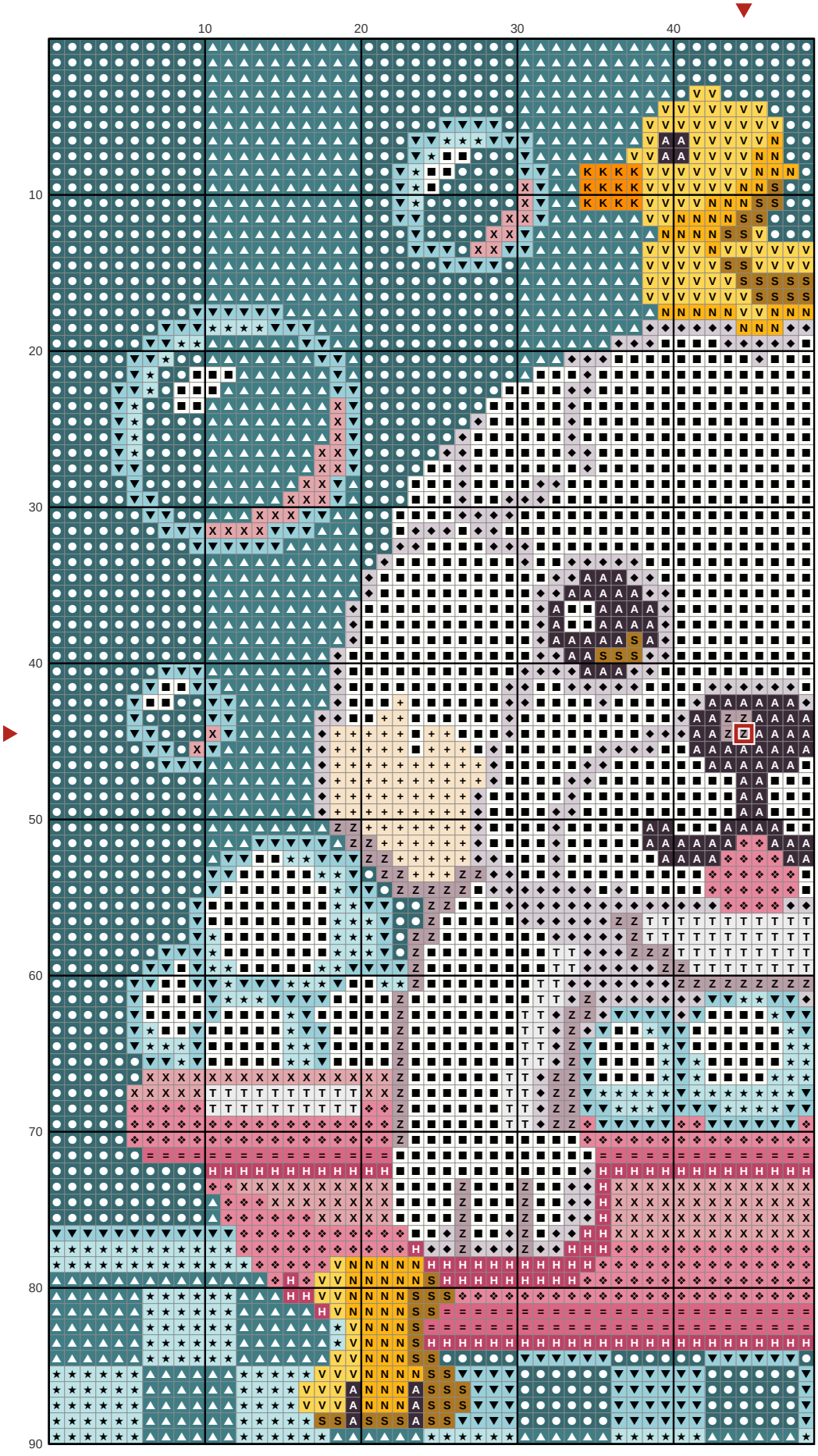

Key

- DMC 3808 Ultra Very Dark Turquoise
- DMC BLANC White
- DMC 3809 Very Dark Turquoise
- DMC 3743 Very Light Antique Violet
- DMC 3766 Light Peacock Blue
- DMC 3811 Very Light Turquoise
- DMC 3733 Dusty Rose
- X DMC 3354 Light Dusty Rose
- H DMC 3350 Ultra Dark Dusty Rose
- \+ DMC 739 Ultra Very Light Tan
- = DMC 3731 Very Dark Dusty Rose
- Z DMC 3042 Light Antique Violet
- A DMC 3371 Black Brown
- V DMC 726 Light Topaz
- T DMC 762 Very Light Pearl Gray
- N DMC 972 Deep Canary
- S DMC 782 Dark Topaz
- K DMC 740 Tangerine

Whimsical bichon frise

Needlepoint pattern

Columns 50 to 90, rows 1 to 90. Gray squares: charted already, do not stitch again

This page is the dark part of the chart



Key

- **DMC 3808** Ultra Very Dark Turquoise
- **DMC BLANC** White
- **DMC 3809** Very Dark Turquoise
- **DMC 3743** Very Light Antique Violet
- **DMC 3766** Light Peacock Blue
- **DMC 3811** Very Light Turquoise
- **DMC 3733** Dusty Rose
- **DMC 3354** Light Dusty Rose
- **DMC 3350** Ultra Dark Dusty Rose
- **DMC 739** Ultra Very Light Tan
- **DMC 3731** Very Dark Dusty Rose
- **DMC 3042** Light Antique Violet
- **DMC 3371** Black Brown
- **DMC 726** Light Topaz
- **DMC 762** Very Light Pearl Gray
- **DMC 972** Deep Canary
- **DMC 782** Dark Topaz