Whimsical teacup bird feeder

Needlepoint pattern | 90 x 90 stitches | 5 x 5 in (12.7 x 12.7 cm) on 18 mesh | 18 colors



How to stitch it



1. Each square is one tent stitch, up at 1, down at 2. Lines in continental, right to left, the canvas upside down for the next row; wide areas in basketweave.
2. Cut 18 in of thread. Start and end it without a knot left behind.
3. Mark the middle of the canvas. It is the outlined square on page 2, column 45, row 45 (DMC 3822): start there. Count threads, not holes.
4. Go on from it: picture first, background last. Gray squares are on two pages: stitch them once.
5. Last, two more rows all round, each stitch in the color it lies beside: the opening's edge hides them.

First time? How to needlepoint: flossfield.com/needlepoint/guides/how-to-start/
How to read a chart: flossfield.com/needlepoint/guides/how-to-read-a-chart/

What you need

Canvas: blank mono canvas, 18 mesh (18 threads to the inch), cut 9.5 in square (24.1 cm).

Needle: blunt tapestry, size 22. Also masking tape for the cut edges, and small scissors.

Thread: six-strand floss, 18 colors, about 20 skeins in all (an estimate). Stitch with 4 strands (5 or 6 if canvas shows).

Fit it into a lid: the box or tray, acid-free board and backing. Measure the opening first.
How to fit it into a lid.

Thread list, DMC

			stitches	skeins				stitches	skeins
●	**760**	Salmon	3,070	3	+	**783**	Medium Topaz	177	1
■	**761**	Light Salmon	847	1	=	**3822**	Light Straw	157	1
▲	**BLANC**	White	845	1	Z	**3345**	Dark Hunter Green	141	1
◆	**797**	Royal Blue	571	1	A	**3347**	Medium Yellow Green	133	1
▼	**799**	Medium Delft Blue	557	1	V	**727**	Very Light Topaz	106	1
★	**310**	Black	355	1	T	**3011**	Dark Khaki Green	88	1
❖	**3325**	Light Baby Blue	354	1	N	**970**	Light Pumpkin	86	1
X	**726**	Light Topaz	236	1	S	**833**	Light Golden Olive	77	1
H	**434**	Light Brown	227	1	K	**801**	Dark Coffee Brown	73	1

Skeins are estimates, with the two extra rows: the thread a stitch takes on the front and back of 18 mesh canvas, plus 30 percent, rounded up for each color.

Thread colors are approximate screen matches to DMC numbers. Check against real thread before you buy.

For your own stitching, gifts and handmade pieces you sell. Do not resell or share this PDF or copies of it.

Whimsical teacup bird feeder Needlepoint pattern

Columns 1 to 49, rows 1 to 90. Start at the red outline

This page is the dark part of the chart

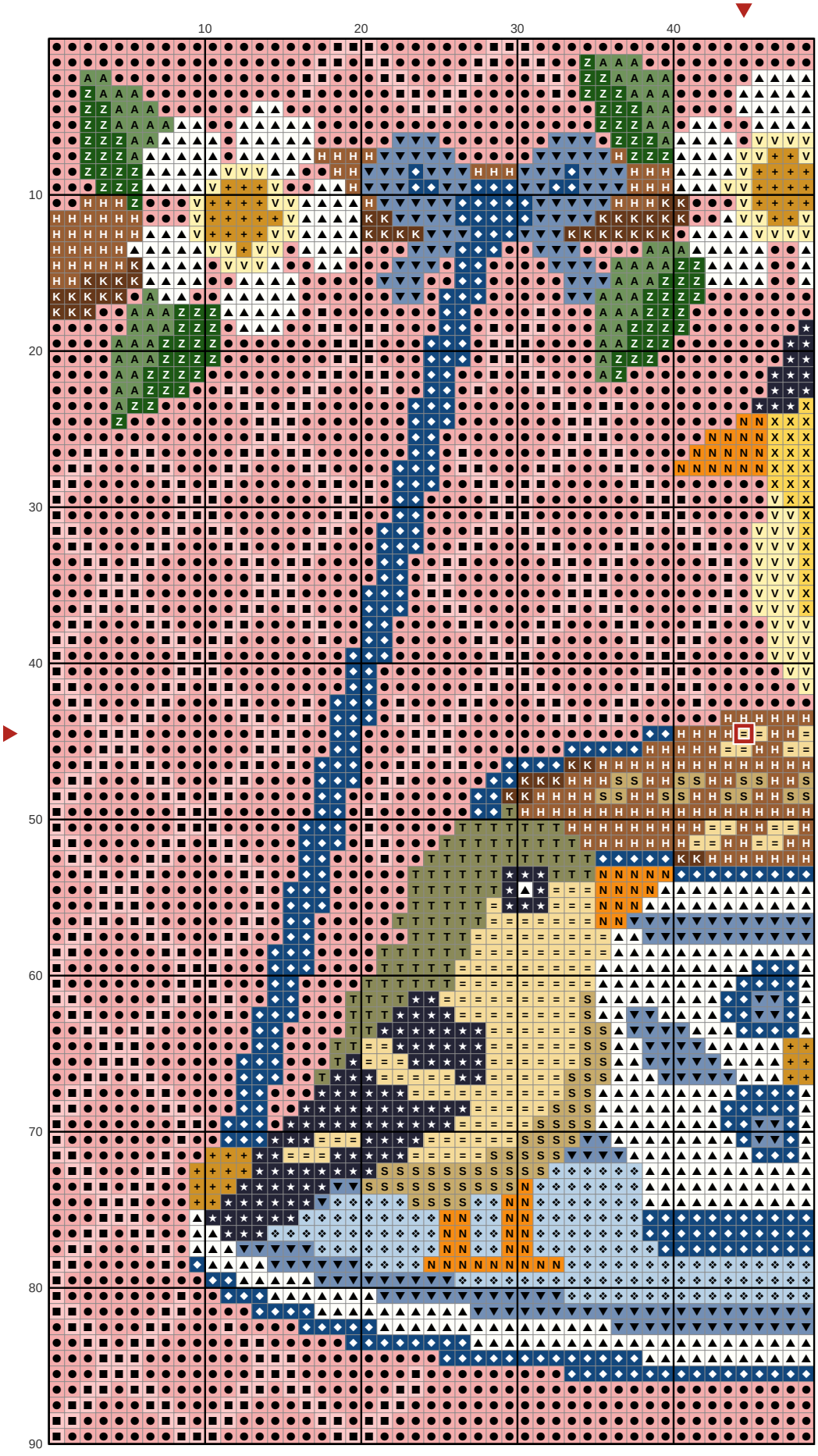

Key

- DMC 760 Salmon
- DMC 761 Light Salmon
- DMC BLANC White
- DMC 797 Royal Blue
- DMC 799 Medium Delft Blue
- DMC 310 Black
- DMC 3325 Light Baby Blue
- X DMC 726 Light Topaz
- H DMC 434 Light Brown
- \+ DMC 783 Medium Topaz
- = DMC 3822 Light Straw
- Z DMC 3345 Dark Hunter Green
- A DMC 3347 Medium Yellow Green
- V DMC 727 Very Light Topaz
- T DMC 3011 Dark Khaki Green
- N DMC 970 Light Pumpkin
- S DMC 833 Light Golden Olive
- K DMC 801 Dark Coffee Brown

Whimsical teacup bird feeder Needlepoint pattern

Columns 50 to 90, rows 1 to 90. Gray squares: charted already, do not stitch again

This page is the dark part of the chart

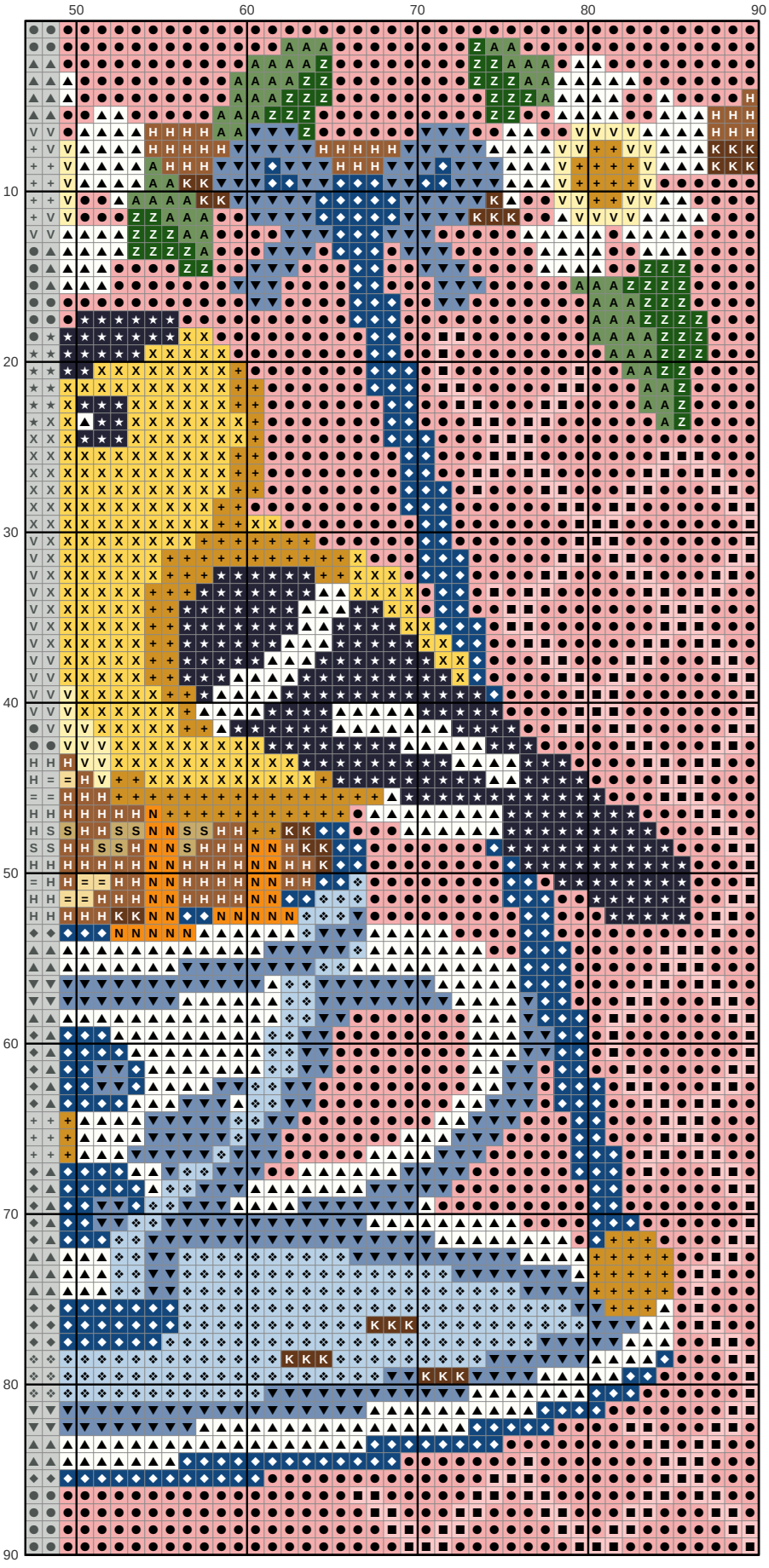

Key

- ● **DMC 760** Salmon
- ■ **DMC 761** Light Salmon
- ▲ **DMC BLANC** White
- ◆ **DMC 797** Royal Blue
- ▼ **DMC 799** Medium Delft Blue
- ★ **DMC 310** Black
- ❖ **DMC 3325** Light Baby Blue
- X **DMC 726** Light Topaz
- H **DMC 434** Light Brown
- \+ **DMC 783** Medium Topaz
- = **DMC 3822** Light Straw
- Z **DMC 3345** Dark Hunter Green
- A **DMC 3347** Medium Yellow Green
- V **DMC 727** Very Light Topaz
- N **DMC 970** Light Pumpkin
- S **DMC 833** Light Golden Olive
- K **DMC 801** Dark Coffee Brown