Whimsical bird nest

Needlepoint pattern | 90 x 90 stitches | 5 x 5 in (12.7 x 12.7 cm) on 18 mesh | 18 colors



How to stitch it



1. Each square is one tent stitch, up at 1, down at 2. Lines in continental, right to left, the canvas upside down for the next row; wide areas in basketweave.
2. Cut 18 in of thread. Start and end it without a knot left behind.
3. Mark the middle of the canvas. It is the outlined square on page 2, column 45, row 45 (DMC 743): start there. Count threads, not holes.
4. Go on from it: picture first, background last. Gray squares are on two pages: stitch them once.
5. Last, two more rows all round, each stitch in the color it lies beside: the opening's edge hides them.

First time? How to needlepoint: flossfield.com/needlepoint/guides/how-to-start/
How to read a chart: flossfield.com/needlepoint/guides/how-to-read-a-chart/

What you need

Canvas: blank mono canvas, 18 mesh (18 threads to the inch), cut 9.5 in square (24.1 cm).

Needle: blunt tapestry, size 22. Also masking tape for the cut edges, and small scissors.

Thread: six-strand floss, 18 colors, about 19 skeins in all (an estimate). Stitch with 4 strands (5 or 6 if canvas shows).

Fit it into a lid: the box or tray, acid-free board and backing. Measure the opening first.
How to fit it into a lid.

Thread list, DMC

			stitches	skeins
●	336	Navy Blue	1,731	2
■	746	Off White	829	1
▲	745	Light Pale Yellow	770	1
◆	898	Very Dark Coffee Brown	746	1
▼	434	Light Brown	695	1
★	437	Light Tan	491	1
❖	743	Medium Yellow	412	1
X	794	Light Cornflower Blue	349	1
H	3811	Very Light Turquoise	296	1
+	3838	Dark Lavender Blue	288	1
=	3832	Medium Raspberry	246	1
Z	3790	Ultra Dark Beige Gray	243	1
A	471	Very Light Avocado Green	227	1
V	3809	Very Dark Turquoise	192	1
T	3766	Light Peacock Blue	163	1
N	721	Medium Orange Spice	161	1
S	3833	Light Raspberry	153	1
K	3799	Very Dark Pewter Gray	108	1

Skeins are estimates, with the two extra rows: the thread a stitch takes on the front and back of 18 mesh canvas, plus 30 percent, rounded up for each color.

Thread colors are approximate screen matches to DMC numbers. Check against real thread before you buy.

For your own stitching, gifts and handmade pieces you sell. Do not resell or share this PDF or copies of it.

Whimsical bird nest

Needlepoint pattern

Columns 1 to 49, rows 1 to 90. Start at the red outline

This page is the dark part of the chart

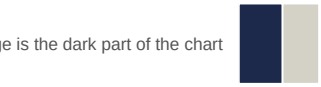

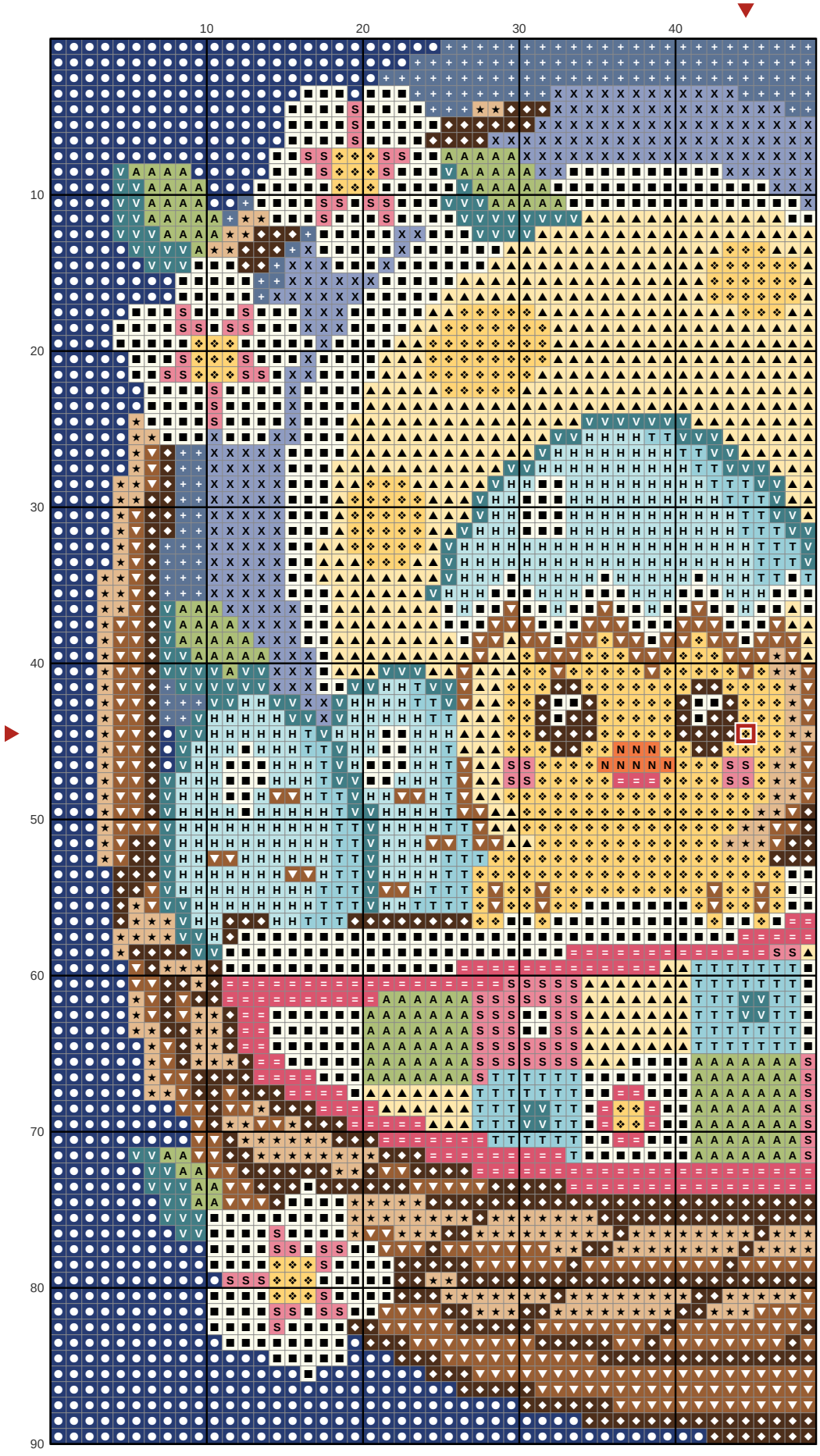

Key

- **DMC 336** Navy Blue
- **DMC 746** Off White
- **DMC 745** Light Pale Yellow
- **DMC 898** Very Dark Coffee Brown
- **DMC 434** Light Brown
- **DMC 437** Light Tan
- **DMC 743** Medium Yellow
- **DMC 794** Light Cornflower Blue
- **DMC 3811** Very Light Turquoise
- **DMC 3838** Dark Lavender Blue
- **DMC 3832** Medium Raspberry
- **DMC 471** Very Light Avocado Green
- **DMC 3809** Very Dark Turquoise
- **DMC 3766** Light Peacock Blue
- **DMC 721** Medium Orange Spice
- **DMC 3833** Light Raspberry

Whimsical bird nest

Needlepoint pattern

Columns 50 to 90, rows 1 to 90. Gray squares: charted already, do not stitch again

This page is the dark part of the chart

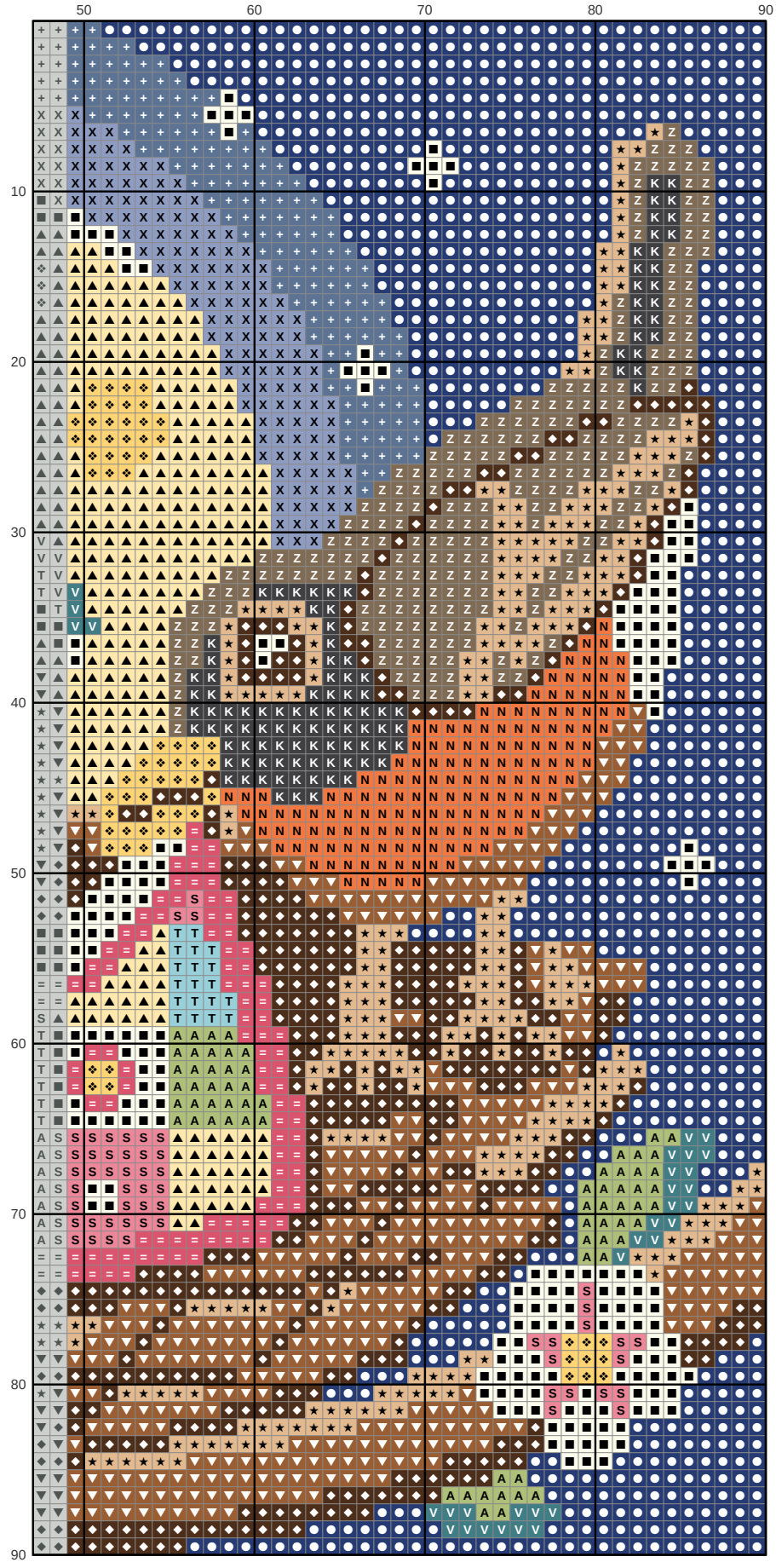

Key

- ● **DMC 336** Navy Blue
- ■ **DMC 746** Off White
- ▲ **DMC 745** Light Pale Yellow
- ◆ **DMC 898** Very Dark Coffee Brown
- ▼ **DMC 434** Light Brown
- ★ **DMC 437** Light Tan
- ❖ **DMC 743** Medium Yellow
- X **DMC 794** Light Cornflower Blue
- \+ **DMC 3838** Dark Lavender Blue
- = **DMC 3832** Medium Raspberry
- Z **DMC 3790** Ultra Dark Beige Gray
- A **DMC 471** Very Light Avocado Green
- V **DMC 3809** Very Dark Turquoise
- T **DMC 3766** Light Peacock Blue
- N **DMC 721** Medium Orange Spice
- S **DMC 3833** Light Raspberry
- K **DMC 3799** Very Dark Pewter Gray