Whimsical May flower: lily of the valley

Needlepoint pattern | 90 x 90 stitches | 5 x 5 in (12.7 x 12.7 cm) on 18 mesh | 18 colors



How to stitch it



1. Each square is one tent stitch, up at 1, down at 2. Lines in continental, right to left, the canvas upside down for the next row; wide areas in basketweave.
2. Cut 18 in of thread. Start and end it without a knot left behind.
3. Mark the middle of the canvas. It is the outlined square on page 2, column 45, row 45 (DMC 340): start there. Count threads, not holes.
4. Go on from it: picture first, background last. Gray squares are on two pages: stitch them once.
5. Last, two more rows all round, each stitch in the color it lies beside: the opening's edge hides them.

First time? How to needlepoint: flossfield.com/needlepoint/guides/how-to-start/
How to read a chart: flossfield.com/needlepoint/guides/how-to-read-a-chart/

What you need

Canvas: blank mono canvas, 18 mesh (18 threads to the inch), cut 9.5 in square (24.1 cm).

Needle: blunt tapestry, size 22. Also masking tape for the cut edges, and small scissors.

Thread: six-strand floss, 18 colors, about 21 skeins in all (an estimate). Stitch with 4 strands (5 or 6 if canvas shows).

Fit it into a lid: the box or tray, acid-free board and backing. Measure the opening first.
How to fit it into a lid.

Thread list, DMC

			stitches	skeins
●	**799**	Medium Delft Blue	4,094	4
■	**3347**	Medium Yellow Green	631	1
▲	**BLANC**	White	522	1
◆	**3346**	Hunter Green	486	1
▼	**3348**	Light Yellow Green	373	1
★	**469**	Avocado Green	267	1
❖	**841**	Light Beige Brown	229	1
X	**936**	Very Dark Avocado Green	226	1
H	**3747**	Very Light Blue Violet	225	1
+	**842**	Very Light Beige Brown	215	1
=	**543**	Ultra Very Light Beige	198	1
Z	**3733**	Dusty Rose	161	1
A	**3840**	Light Lavender Blue	156	1
V	**470**	Light Avocado Green	145	1
T	**3345**	Dark Hunter Green	111	1
N	**340**	Medium Blue Violet	34	1
S	**772**	Very Light Yellow Green	16	1
K	**3371**	Black Brown	11	1

Skeins are estimates, with the two extra rows: the thread a stitch takes on the front and back of 18 mesh canvas, plus 30 percent, rounded up for each color.

Thread colors are approximate screen matches to DMC numbers. Check against real thread before you buy.

For your own stitching, gifts and handmade pieces you sell. Do not resell or share this PDF or copies of it.

Whimsical May flower: lily of the valley

Needlepoint pattern

Columns 1 to 49, rows 1 to 90. Start at the red outline

This page is the dark part of the chart



Key

- **DMC 799** Medium Delft Blue
- **DMC 3347** Medium Yellow Green
- **DMC BLANC** White
- **DMC 3346** Hunter Green
- **DMC 3348** Light Yellow Green
- **DMC 469** Avocado Green
- **DMC 936** Very Dark Avocado Green
- **DMC 3747** Very Light Blue Violet
- **DMC 3840** Light Lavender Blue
- **DMC 470** Light Avocado Green
- **DMC 3345** Dark Hunter Green
- **DMC 340** Medium Blue Violet

Whimsical May flower: lily of the valley

Needlepoint pattern

Columns 50 to 90, rows 1 to 90. Gray squares: charted already, do not stitch again

This page is the dark part of the chart



Key

- ● **DMC 799** Medium Delft Blue
- ■ **DMC 3347** Medium Yellow Green
- ▲ **DMC BLANC** White
- ◆ **DMC 3346** Hunter Green
- ▼ **DMC 3348** Light Yellow Green
- ★ **DMC 469** Avocado Green
- ❖ **DMC 841** Light Beige Brown
- X **DMC 936** Very Dark Avocado Green
- H **DMC 3747** Very Light Blue Violet
- \+ **DMC 842** Very Light Beige Brown
- = **DMC 543** Ultra Very Light Beige
- Z **DMC 3733** Dusty Rose
- A **DMC 3840** Light Lavender Blue
- V **DMC 470** Light Avocado Green
- T **DMC 3345** Dark Hunter Green
- N **DMC 340** Medium Blue Violet
- S **DMC 772** Very Light Yellow Green
- K **DMC 3371** Black Brown