# Whimsical October birth flower: marigold

Needlepoint pattern | 90 x 126 stitches | 5 x 7 in (12.7 x 17.8 cm) on 18 mesh | 20 colors



## How to stitch it




1. Each square is one tent stitch, up at 1, down at 2. Lines in continental, right to left, the canvas upside down for the next row; wide areas in basketweave.
2. Cut 18 in of thread. Start and end it without a knot left behind.
3. Mark the middle of the canvas. It is the outlined square on page 2, column 45, row 63 (DMC 895): start there. Count threads, not holes.
4. Go on from it: picture first, background last. Gray squares are on two pages: stitch them once.
5. When it is done, block it square.

First time? How to needlepoint: flossfield.com/needlepoint/guides/how-to-start/
How to read a chart: flossfield.com/needlepoint/guides/how-to-read-a-chart/

## What you need

**Canvas:** blank mono canvas, 18 mesh (18 threads to the inch), cut 9 in wide x 11 in high (22.9 x 27.9 cm).

**Needle:** blunt tapestry, size 22. Also masking tape for the cut edges, and small scissors.

**Thread:** six-strand floss, 20 colors, about 22 skeins in all (an estimate). Stitch with 4 strands (5 or 6 if canvas shows).

**Frame it:** acid-free board and a frame.
How to frame needlepoint.

## Thread list, DMC

| | | | stitches | skeins |
|---|---|---|---|---|
| ● | 598 | Light Turquoise | 2,173 | 2 |
| ■ | 828 | Ultra Very Light Sky Blue | 1,412 | 2 |
| ▲ | 725 | Medium Light Topaz | 944 | 1 |
| ◆ | 780 | Ultra Very Dark Topaz | 791 | 1 |
| ▼ | 895 | Very Dark Hunter Green | 542 | 1 |
| ★ | 823 | Dark Navy Blue | 533 | 1 |
| ❖ | 727 | Very Light Topaz | 512 | 1 |
| X | 437 | Light Tan | 466 | 1 |
| H | 815 | Medium Garnet | 454 | 1 |
| + | 3346 | Hunter Green | 432 | 1 |
| = | 322 | Dark Baby Blue | 408 | 1 |
| Z | 712 | Cream | 381 | 1 |
| A | 3347 | Medium Yellow Green | 370 | 1 |
| V | 472 | Ultra Light Avocado Green | 346 | 1 |
| T | 919 | Red Copper | 340 | 1 |
| N | 801 | Dark Coffee Brown | 335 | 1 |
| S | 312 | Very Dark Baby Blue | 255 | 1 |
| K | 783 | Medium Topaz | 226 | 1 |
| E | 946 | Medium Burnt Orange | 219 | 1 |
| C | 817 | Very Dark Coral Red | 201 | 1 |

Skeins are estimates: the thread a stitch takes on the front and back of 18 mesh canvas, plus 30 percent, rounded up for each color.
Thread colors are approximate screen matches to DMC numbers. Check against real thread before you buy.
For your own stitching, gifts and handmade pieces you sell. Do not resell or share this PDF or copies of it.

# Whimsical October birth flower: marigold

Needlepoint pattern

Columns 1 to 90, rows 1 to 67. Start at the red outline

This page is the dark part of the chart




## Key

- DMC 598 Light Turquoise
- DMC 828 Ultra Very Light Sky Blue
- DMC 725 Medium Light Topaz
- DMC 780 Ultra Very Dark Topaz
- DMC 895 Very Dark Hunter Green
- DMC 727 Very Light Topaz
- X DMC 437 Light Tan
- H DMC 815 Medium Garnet
- \+ DMC 3346 Hunter Green
- Z DMC 712 Cream
- A DMC 3347 Medium Yellow Green
- V DMC 472 Ultra Light Avocado Green
- T DMC 919 Red Copper
- N DMC 801 Dark Coffee Brown
- K DMC 783 Medium Topaz
- E DMC 946 Medium Burnt Orange
- C DMC 817 Very Dark Coral Red

# Whimsical October birth flower: marigold

Needlepoint pattern

Columns 1 to 90, rows 68 to 126. Gray squares: charted already, do not stitch again

This page is the dark part of the chart




## Key

- DMC 828 — Ultra Very Light Sky Blue
- DMC 725 — Medium Light Topaz
- DMC 780 — Ultra Very Dark Topaz
- DMC 895 — Very Dark Hunter Green
- DMC 823 — Dark Navy Blue
- DMC 727 — Very Light Topaz
- DMC 437 — Light Tan
- DMC 815 — Medium Garnet
- DMC 3346 — Hunter Green
- DMC 322 — Dark Baby Blue
- DMC 712 — Cream
- DMC 3347 — Medium Yellow Green
- DMC 472 — Ultra Light Avocado Green
- DMC 919 — Red Copper
- DMC 801 — Dark Coffee Brown
- DMC 312 — Very Dark Baby Blue
- DMC 783 — Medium Topaz
- DMC 946 — Medium Burnt Orange
- DMC 817 — Very Dark Coral Red