Whimsical birthday cake

Needlepoint pattern | 90 x 126 stitches | 5 x 7 in (12.7 x 17.8 cm) on 18 mesh | 20 colors



How to stitch it



1. Each square is one tent stitch, up at 1, down at 2. Lines in continental, right to left, the canvas upside down for the next row; wide areas in basketweave.
2. Cut 18 in of thread. Start and end it without a knot left behind.
3. Mark the middle of the canvas. It is the outlined square on page 2, column 45, row 63 (DMC 3731): start there. Count threads, not holes.
4. Go on from it: picture first, background last. Gray squares are on two pages: stitch them once.
5. When it is done, block it square.

First time? How to needlepoint: flossfield.com/needlepoint/guides/how-to-start/
How to read a chart: flossfield.com/needlepoint/guides/how-to-read-a-chart/

What you need

Canvas: blank mono canvas, 18 mesh (18 threads to the inch), cut 9 in wide x 11 in high (22.9 x 27.9 cm).

Needle: blunt tapestry, size 22. Also masking tape for the cut edges, and small scissors.

Thread: six-strand floss, 20 colors, about 21 skeins in all (an estimate). Stitch with 4 strands (5 or 6 if canvas shows).

Frame it: acid-free board and a frame.
How to frame needlepoint.

Thread list, DMC

			stitches	skeins
●	3807	Cornflower Blue	1,555	2
■	3865	Winter White	1,192	1
▲	791	Very Dark Cornflower Blue	1,178	1
◆	30	Medium Light Blueberry	1,039	1
▼	562	Medium Jade	648	1
★	842	Very Light Beige Brown	637	1
❖	3350	Ultra Dark Dusty Rose	561	1
X	745	Light Pale Yellow	557	1
H	3731	Very Dark Dusty Rose	542	1
+	353	Peach	522	1
=	211	Light Lavender	440	1
Z	563	Light Jade	427	1
A	976	Medium Golden Brown	421	1
V	3834	Dark Grape	409	1
T	966	Medium Baby Green	364	1
N	209	Dark Lavender	333	1
S	840	Medium Beige Brown	269	1
K	3820	Dark Straw	147	1
E	321	Red	69	1
C	3371	Black Brown	30	1

Skeins are estimates: the thread a stitch takes on the front and back of 18 mesh canvas, plus 30 percent, rounded up for each color.
Thread colors are approximate screen matches to DMC numbers. Check against real thread before you buy.
For your own stitching, gifts and handmade pieces you sell. Do not resell or share this PDF or copies of it.

Whimsical birthday cake

Needlepoint pattern

Columns 1 to 90, rows 1 to 67. Start at the red outline

This page is the dark part of the chart



Key

- **DMC 3807** Cornflower Blue
- **DMC 3865** Winter White
- **DMC 791** Very Dark Cornflower Blue
- **DMC 30** Medium Light Blueberry
- **DMC 562** Medium Jade
- **DMC 842** Very Light Beige Brown
- **DMC 3350** Ultra Dark Dusty Rose
- **DMC 745** Light Pale Yellow
- **DMC 3731** Very Dark Dusty Rose
- **DMC 353** Peach
- **DMC 563** Light Jade
- **DMC 976** Medium Golden Brown
- **DMC 3834** Dark Grape
- **DMC 966** Medium Baby Green
- **DMC 209** Dark Lavender
- **DMC 840** Medium Beige Brown
- **DMC 3820** Dark Straw
- **DMC 321** Red
- **DMC 3371** Black Brown

Whimsical birthday cake

Needlepoint pattern

Columns 1 to 90, rows 68 to 126. Gray squares: charted already, do not stitch again

This page is the dark part of the chart



Key

- **DMC 3807** Cornflower Blue
- **DMC 3865** Winter White
- **DMC 30** Medium Light Blueberry
- **DMC 562** Medium Jade
- **DMC 842** Very Light Beige Brown
- **DMC 3350** Ultra Dark Dusty Rose
- **DMC 745** Light Pale Yellow
- **DMC 3731** Very Dark Dusty Rose
- **DMC 353** Peach
- **DMC 211** Light Lavender
- **DMC 563** Light Jade
- **DMC 976** Medium Golden Brown
- **DMC 3834** Dark Grape
- **DMC 966** Medium Baby Green
- **DMC 209** Dark Lavender
- **DMC 840** Medium Brown
- **DMC 3820** Dark Straw
- **DMC 3371** Black Brown