Black Lab Christmas stocking with moon

Needlepoint pattern | 143 x 234 stitches | 11 x 18 in (27.9 x 45.7 cm) on 13 mesh | 24 colors



How to stitch it



1. Each square is one tent stitch, up at 1, down at 2. Lines in continental, right to left, the canvas upside down for the next row; wide areas in basketweave.
2. Cut 18 in of thread. Start and end it without a knot left behind.
3. Mark the crossing 2 in from the top and right edges of the canvas. It is the outlined square, top right of page 2, column 143, row 1 (DMC 712): start there. Count threads, not holes.
4. Go on downward, background as you go. Gray squares are on two pages: stitch them once. Empty squares stay bare.
5. Last, two more rows all round, each stitch in the color it lies beside: the seam hides them. Ask your finisher first.

First time? How to needlepoint: flossfield.com/needlepoint/guides/how-to-start/
How to read a chart: flossfield.com/needlepoint/guides/how-to-read-a-chart/

What you need

Canvas: blank mono canvas, 13 mesh (13 threads to the inch), cut 15.5 in wide x 22.5 in high (39.4 x 57.2 cm).

Needle: blunt tapestry, size 20. Also masking tape for the cut edges, and small scissors.

Thread: six-strand floss, 24 colors, about 51 skeins in all (an estimate). Stitch with 7 strands (8 if canvas shows).

Make it a stocking: a finisher, who backs and lines it (ask months before Christmas), or backing, lining, cord and a loop to sew it up yourself. No room for a name: hang a tag. How to finish a stocking.

Thread list, DMC

			stitches	skeins
●	**712**	Cream	2,835	5
■	**BLANC**	White	2,196	4
▲	**791**	Very Dark Cornflower Blue	2,021	3
◆	**3747**	Very Light Blue Violet	2,004	4
▼	**939**	Very Dark Navy Blue	1,984	4
★	**3746**	Dark Blue Violet	1,766	3
❖	**310**	Black	1,643	3
X	**340**	Medium Blue Violet	1,551	3
H	**744**	Pale Yellow	837	2
+	**341**	Light Blue Violet	811	2
=	**3821**	Straw	759	2
Z	**32**	Dark Blueberry	739	2
A	**3807**	Cornflower Blue	729	2
V	**3078**	Very Light Golden Yellow	701	2
T	**500**	Very Dark Blue Green	503	1
N	**156**	Medium Light Blue Violet	485	1
S	**321**	Red	334	1
K	**815**	Medium Garnet	218	1
E	**501**	Dark Blue Green	177	1
C	**350**	Medium Coral	158	1
P	**801**	Dark Coffee Brown	153	1
U	**793**	Medium Cornflower Blue	128	1
L	**434**	Light Brown	121	1
2	**336**	Navy Blue	67	1

Skeins are estimates, with the two extra rows: the thread a stitch takes on the front and back of 13 mesh canvas, plus 30 percent, rounded up for each color.

Thread colors are approximate screen matches to DMC numbers. Check against real thread before you buy.

For your own stitching, gifts and handmade pieces you sell. Do not resell or share this PDF or copies of it.

Black Lab Christmas stocking with moon

Needlepoint pattern

Columns 62 to 143, rows 1 to 71. Start at the red outline

This page is the dark part of the chart



Key

- ● **DMC 712** Cream
- ▼ **DMC 939** Very Dark Navy Blue
- ★ **DMC 3746** Dark Blue Violet
- H **DMC 744** Pale Yellow
- = **DMC 3821** Straw
- Z **DMC 32** Dark Blueberry
- V **DMC 3078** Very Light Golden Yellow
- T **DMC 500** Very Dark Blue Green

Black Lab Christmas stocking with moon

Needlepoint pattern

Columns 61 to 143, rows 72 to 140. Gray squares: charted already, do not stitch again

This page is the dark part of the chart



Key

- ■ **DMC BLANC** — White
- ▲ **DMC 791** — Very Dark Cornflower Blue
- ▼ **DMC 939** — Very Dark Navy Blue
- ★ **DMC 3746** — Dark Blue Violet
- ❖ **DMC 310** — Black
- X **DMC 340** — Medium Blue Violet
- H **DMC 744** — Pale Yellow
- \+ **DMC 341** — Light Blue Violet
- = **DMC 3821** — Straw
- Z **DMC 32** — Dark Blueberry
- A **DMC 3807** — Cornflower Blue
- V **DMC 3078** — Very Light Golden Yellow
- S **DMC 321** — Red
- K **DMC 815** — Medium Garnet
- C **DMC 350** — Medium Coral
- U **DMC 793** — Medium Cornflower Blue
- L **DMC 434** — Light Brown
- 2 **DMC 336** — Navy Blue

Black Lab Christmas stocking with moon

Needlepoint pattern

Columns 1 to 72, rows 141 to 234. Gray squares: charted already, do not stitch again

This page is the dark part of the chart



Black Lab Christmas stocking with moon

Needlepoint pattern

Columns 73 to 143, rows 141 to 234. Gray squares: charted already, do not stitch again

This page is the dark part of the chart

