Whimsical blue crab

Needlepoint pattern | 90 x 90 stitches | 5 x 5 in (12.7 x 12.7 cm) on 18 mesh | 18 colors



How to stitch it



1. Each square is one tent stitch, up at 1, down at 2. Lines in continental, right to left, the canvas upside down for the next row; wide areas in basketweave.
2. Cut 18 in of thread. Start and end it without a knot left behind.
3. Mark the middle of the canvas. It is the outlined square on page 2, column 45, row 45 (DMC 336): start there. Count threads, not holes.
4. Go on from it: picture first, background last. Gray squares are on two pages: stitch them once.
5. Last, two more rows all round, each stitch in the color it lies beside: the opening's edge hides them.

First time? How to needlepoint: flossfield.com/needlepoint/guides/how-to-start/
How to read a chart: flossfield.com/needlepoint/guides/how-to-read-a-chart/

What you need

Canvas: blank mono canvas, 18 mesh (18 threads to the inch), cut 9.5 in square (24.1 cm).

Needle: blunt tapestry, size 22. Also masking tape for the cut edges, and small scissors.

Thread: six-strand floss, 18 colors, about 19 skeins in all (an estimate). Stitch with 4 strands (5 or 6 if canvas shows).

Fit it into a lid: the box or tray, acid-free board and backing. Measure the opening first.
How to fit it into a lid.

Thread list, DMC

			stitches	skeins
●	823	Dark Navy Blue	1,786	2
■	826	Medium Blue	1,202	1
▲	939	Very Dark Navy Blue	1,082	1
◆	825	Dark Blue	690	1
▼	336	Navy Blue	626	1
★	827	Very Light Blue	468	1
❖	311	Medium Navy Blue	372	1
X	437	Light Tan	332	1
H	738	Very Light Tan	320	1
+	435	Very Light Brown	260	1
=	3823	Ultra Pale Yellow	234	1
Z	350	Medium Coral	212	1
A	797	Royal Blue	192	1
V	744	Pale Yellow	92	1
T	3808	Ultra Very Dark Turquoise	88	1
N	741	Medium Tangerine	76	1
S	352	Light Coral	44	1
K	3841	Pale Baby Blue	24	1

Skeins are estimates, with the two extra rows: the thread a stitch takes on the front and back of 18 mesh canvas, plus 30 percent, rounded up for each color.

Thread colors are approximate screen matches to DMC numbers. Check against real thread before you buy.

For your own stitching, gifts and handmade pieces you sell. Do not resell or share this PDF or copies of it.

Whimsical blue crab

Needlepoint pattern

Columns 1 to 49, rows 1 to 90. Start at the red outline

This page is the dark part of the chart



Key

- **DMC 823** Dark Navy Blue
- **DMC 826** Medium Blue
- **DMC 939** Very Dark Navy Blue
- **DMC 825** Dark Blue
- **DMC 336** Navy Blue
- **DMC 827** Very Light Blue
- **DMC 311** Medium Navy Blue
- **DMC 437** Light Tan
- **DMC 738** Very Light Tan
- **DMC 435** Very Light Brown
- **DMC 3823** Ultra Pale Yellow
- **DMC 350** Medium Coral
- **DMC 797** Royal Blue
- **DMC 744** Pale Yellow
- **DMC 3808** Ultra Very Dark Turquoise
- **DMC 741** Medium Tangerine
- **DMC 352** Light Coral
- **DMC 3841** Pale Baby Blue

Whimsical blue crab

Needlepoint pattern

Columns 50 to 90, rows 1 to 90. Gray squares: charted already, do not stitch again

This page is the dark part of the chart



Key

- ● **DMC 823** Dark Navy Blue
- ■ **DMC 826** Medium Blue
- ▲ **DMC 939** Very Dark Navy Blue
- ◆ **DMC 825** Dark Blue
- ▼ **DMC 336** Navy Blue
- ★ **DMC 827** Very Light Blue
- ❖ **DMC 311** Medium Navy Blue
- X **DMC 437** Light Tan
- H **DMC 738** Very Light Tan
- \+ **DMC 435** Very Light Brown
- = **DMC 3823** Ultra Pale Yellow
- Z **DMC 350** Medium Coral
- A **DMC 797** Royal Blue
- V **DMC 744** Pale Yellow
- T **DMC 3808** Ultra Very Dark Turquoise
- N **DMC 741** Medium Tangerine
- S **DMC 352** Light Coral
- K **DMC 3841** Pale Baby Blue