# Whimsical blue jay

Needlepoint pattern | 90 x 90 stitches | 5 x 5 in (12.7 x 12.7 cm) on 18 mesh | 18 colors



## How to stitch it




1. Each square is one tent stitch, up at 1, down at 2. Lines in continental, right to left, the canvas upside down for the next row; wide areas in basketweave.
2. Cut 18 in of thread. Start and end it without a knot left behind.
3. Mark the middle of the canvas. It is the outlined square on page 2, column 45, row 45 (DMC 3755): start there. Count threads, not holes.
4. Go on from it: picture first, background last. Gray squares are on two pages: stitch them once.
5. Last, two more rows all round, each stitch in the color it lies beside: the opening's edge hides them.

First time? How to needlepoint: flossfield.com/needlepoint/guides/how-to-start/
How to read a chart: flossfield.com/needlepoint/guides/how-to-read-a-chart/

## What you need

**Canvas:** blank mono canvas, 18 mesh (18 threads to the inch), cut 9.5 in square (24.1 cm).

**Needle:** blunt tapestry, size 22. Also masking tape for the cut edges, and small scissors.

**Thread:** six-strand floss, 18 colors, about 19 skeins in all (an estimate). Stitch with 4 strands (5 or 6 if canvas shows).

**Fit it into a lid:** the box or tray, acid-free board and backing. Measure the opening first.
How to fit it into a lid.

## Thread list, DMC

| | | | stitches | skeins |
|---|---|---|---|---|
| ● | **3821** | Straw | 1,887 | 2 |
| □ | **823** | Dark Navy Blue | 820 | 1 |
| ▲ | **3865** | Winter White | 699 | 1 |
| ◆ | **3348** | Light Yellow Green | 677 | 1 |
| ▼ | **322** | Dark Baby Blue | 591 | 1 |
| ★ | **321** | Red | 558 | 1 |
| ❖ | **745** | Light Pale Yellow | 470 | 1 |
| X | **815** | Medium Garnet | 393 | 1 |
| H | **3346** | Hunter Green | 381 | 1 |
| + | **3347** | Medium Yellow Green | 318 | 1 |
| = | **801** | Dark Coffee Brown | 301 | 1 |
| Z | **3755** | Baby Blue | 279 | 1 |
| A | **739** | Ultra Very Light Tan | 218 | 1 |
| V | **437** | Light Tan | 189 | 1 |
| T | **800** | Pale Delft Blue | 119 | 1 |
| N | **435** | Very Light Brown | 100 | 1 |
| S | **312** | Very Dark Baby Blue | 72 | 1 |
| K | **761** | Light Salmon | 28 | 1 |

Skeins are estimates, with the two extra rows: the thread a stitch takes on the front and back of 18 mesh canvas, plus 30 percent, rounded up for each color.

Thread colors are approximate screen matches to DMC numbers. Check against real thread before you buy.

For your own stitching, gifts and handmade pieces you sell. Do not resell or share this PDF or copies of it.

# Whimsical blue jay Needlepoint pattern

Columns 1 to 49, rows 1 to 90. Start at the red outline

This page is the dark part of the chart




## Key

- DMC 3821 Straw
- DMC 823 Dark Navy Blue
- DMC 3865 Winter White
- DMC 3348 Light Yellow Green
- DMC 322 Dark Baby Blue
- DMC 321 Red
- DMC 745 Light Pale Yellow
- DMC 815 Medium Garnet
- DMC 3346 Hunter Green
- DMC 3347 Medium Yellow Green
- DMC 801 Dark Coffee Brown
- DMC 3755 Baby Blue
- DMC 739 Ultra Very Light Tan
- DMC 437 Light Tan
- DMC 800 Pale Delft Blue
- DMC 435 Very Light Brown
- DMC 761 Light Salmon

# Whimsical blue jay Needlepoint pattern

Columns 50 to 90, rows 1 to 90. Gray squares: charted already, do not stitch again

This page is the dark part of the chart




## Key

- ● **DMC 3821** Straw
- ■ **DMC 823** Dark Navy Blue
- ▲ **DMC 3865** Winter White
- ◆ **DMC 3348** Light Yellow Green
- ▼ **DMC 322** Dark Baby Blue
- ★ **DMC 321** Red
- ❖ **DMC 745** Light Pale Yellow
- X **DMC 815** Medium Garnet
- H **DMC 3346** Hunter Green
- \+ **DMC 3347** Medium Yellow Green
- = **DMC 801** Dark Coffee Brown
- Z **DMC 3755** Baby Blue
- A **DMC 739** Ultra Very Light Tan
- V **DMC 437** Light Tan
- T **DMC 800** Pale Delft Blue
- N **DMC 435** Very Light Brown
- S **DMC 312** Very Dark Baby Blue
- K **DMC 761** Light Salmon