Whimsical bluebird

Needlepoint pattern | 72 x 72 stitches | 4 x 4 in (10.2 x 10.2 cm) on 18 mesh | 15 colors



How to stitch it



1. Each square is one tent stitch, up at 1, down at 2. Lines in continental, right to left, the canvas upside down for the next row; wide areas in basketweave.
2. Cut 18 in of thread. Start and end it without a knot left behind.
3. Mark the middle of the canvas. It is the outlined square, column 36, row 36 (DMC 825): start there. Count threads, not holes.
4. Go on from it: picture first, background last. End the thread before crossing another color.
5. Last, two more rows all round in DMC 955: the board's edge hides them.

First time? How to needlepoint: flossfield.com/needlepoint/guides/how-to-start/
How to read a chart: flossfield.com/needlepoint/guides/how-to-read-a-chart/

What you need

Canvas: blank mono canvas, 18 mesh (18 threads to the inch), cut 8.5 in square (21.6 cm).

Needle: blunt tapestry, size 22. Also masking tape for the cut edges, and small scissors.

Thread: six-strand floss, 15 colors, about 17 skeins in all (an estimate). Stitch with 4 strands (5 or 6 if canvas shows).

Make it an ornament: board, thin batting, backing fabric and twisted cord.
How to finish an ornament.

Thread list, DMC

			stitches	skeins
●	**955**	Light Nile Green	3,137	3
■	**825**	Dark Blue	601	1
❖	**900**	Dark Burnt Orange	354	1
X	**797**	Royal Blue	248	1
T	**433**	Medium Brown	186	1
▲	**813**	Light Blue	106	1
+	**700**	Bright Green	92	1
★	**603**	Cranberry	86	1
▼	**BLANC**	White	84	1
V	**435**	Very Light Brown	70	1
◆	**310**	Black	65	1
A	**702**	Kelly Green	58	1
H	**602**	Medium Cranberry	54	1
=	**3854**	Medium Autumn Gold	38	1
Z	**726**	Light Topaz	5	1

Skeins are estimates, with the two extra rows: the thread a stitch takes on the front and back of 18 mesh canvas, plus 30 percent, rounded up for each color.

Thread colors are approximate screen matches to DMC numbers. Check against real thread before you buy.

For your own stitching, gifts and handmade pieces you sell. Do not resell or share this PDF or copies of it.

Whimsical bluebird Needlepoint pattern

Chart: 72 x 72 stitches. Start at the red outline



Key

- ● **DMC 955** Light Nile Green
- ■ **DMC 825** Dark Blue
- ❖ **DMC 900** Dark Burnt Orange
- X **DMC 797** Royal Blue
- T **DMC 433** Medium Brown
- ▲ **DMC 813** Light Blue
- \+ **DMC 700** Bright Green
- ★ **DMC 603** Cranberry
- ▼ **DMC BLANC** White
- V **DMC 435** Very Light Brown
- ◆ **DMC 310** Black
- A **DMC 702** Kelly Green
- H **DMC 602** Medium Cranberry
- = **DMC 3854** Medium Autumn Gold
- Z **DMC 726** Light Topaz